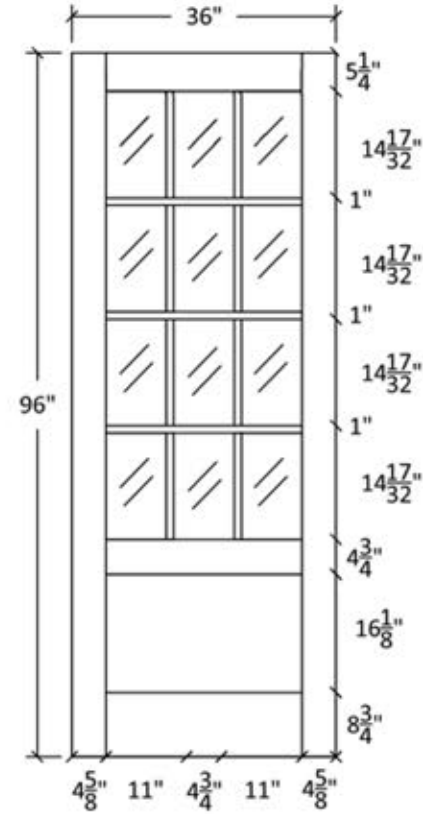
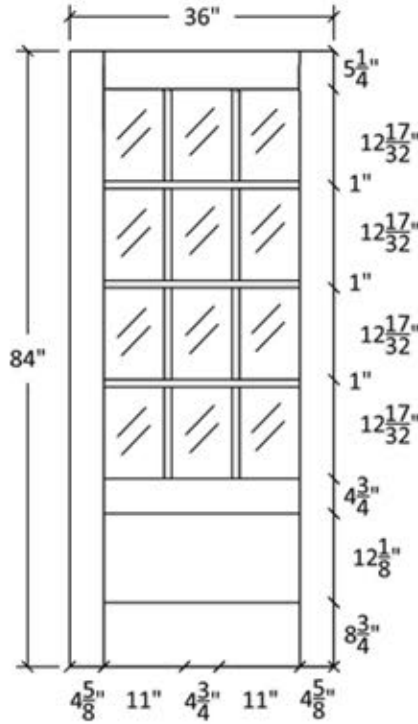
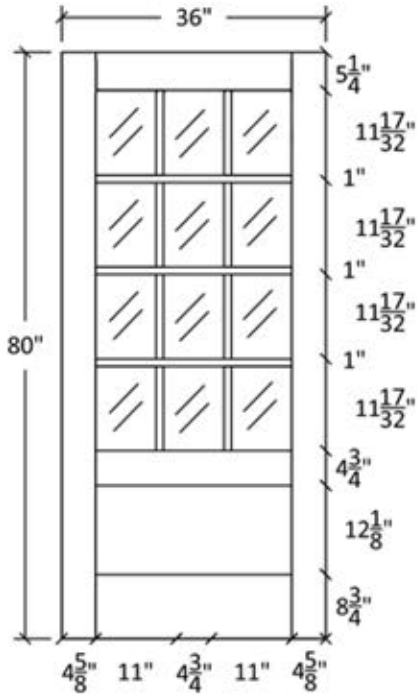




IM-8612

Flat and Raised Panel with Wide Mullions



Profile:4032



Profile:321



DOOR TYPE	MATERIAL DESCRIPTION

Project Title: _____

Project Number: _____

Project Address: _____

Project Phone: _____

Project E-Mail: _____

Contractor: _____

Sheet Title: _____

No.	Date	By	Description
1			
2			
3			
4			
5			
6			
7			
8			
9			
10			

Scale: _____

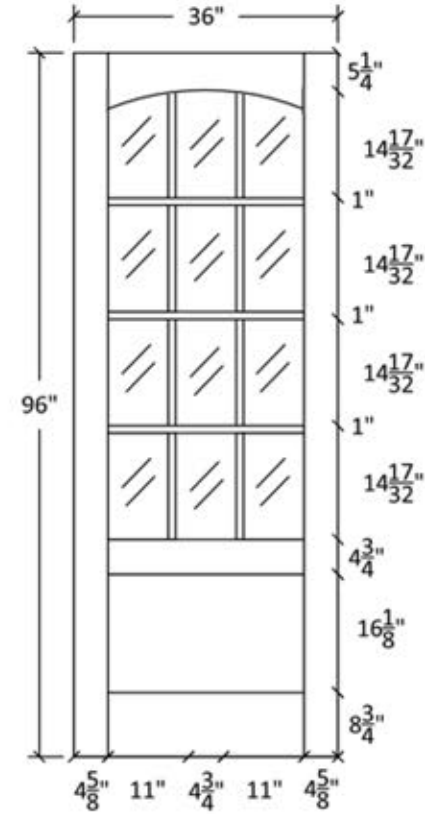
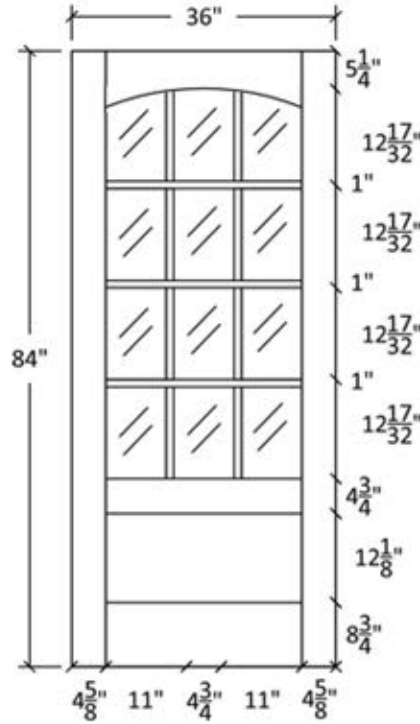
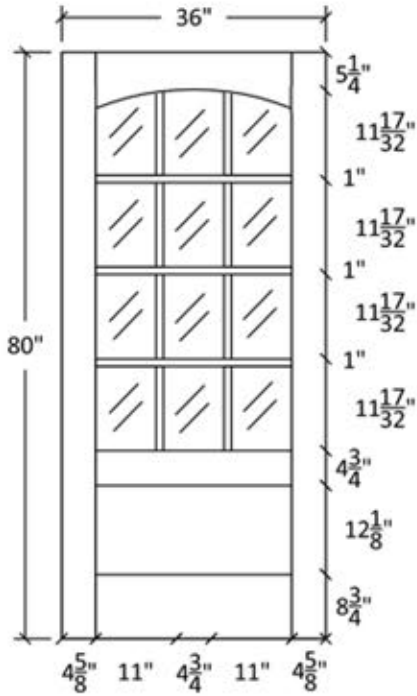
Date Issued: _____

Sheet Number: _____



IM-8612-A

Flat and Raised Panel with Wide Mullions



Profile:4032



Profile:321



Additional door sizes available in Straight, Arch, and Cathedral Doors - Custom drawings per request



DOOR TYPE	MATERIAL DESCRIPTION

Project Title	Project Number	Project Address	Project Phone	Project E-Mail	Contractor	Sheet Title


REV	DATE	BY	DESCRIPTION

Scale	
Date Issued	
Sheet Number	



IM-8612-C

Flat and Raised Panel with Wide Mullions



Note:
Cathedrals are drawn as a representation only.
Our actual cathedrals are made from templates,
leaving no method for actual scaled drawings.

Profile:4032



Profile:321



Additional door sizes available in Straight, Arch, and Cathedral Doors - Custom drawings per request



DOOR TYPE	MATERIAL DESCRIPTION

Project Title: _____
Project Number: _____
Project Address: _____
Project Phone: _____
Project E-Mail: _____
Contractor: _____
Sheet Title: _____

REVISIONS			
No.	Date	By	Description
1			
2			
3			
4			
5			
6			
7			
8			

Scale: _____
Date Issued: _____
Sheet Number: _____