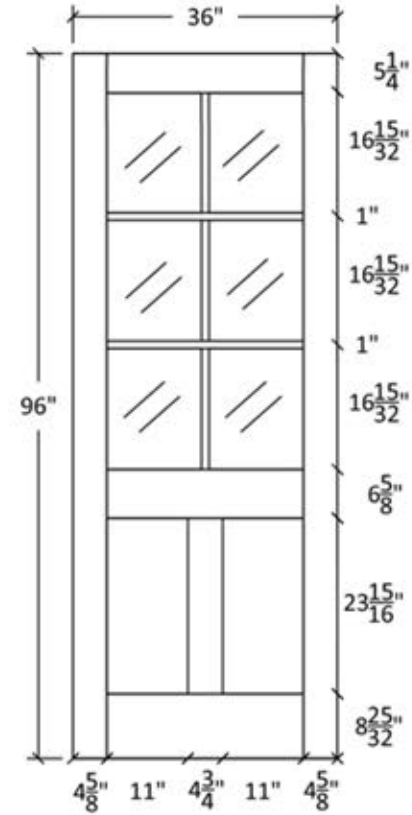
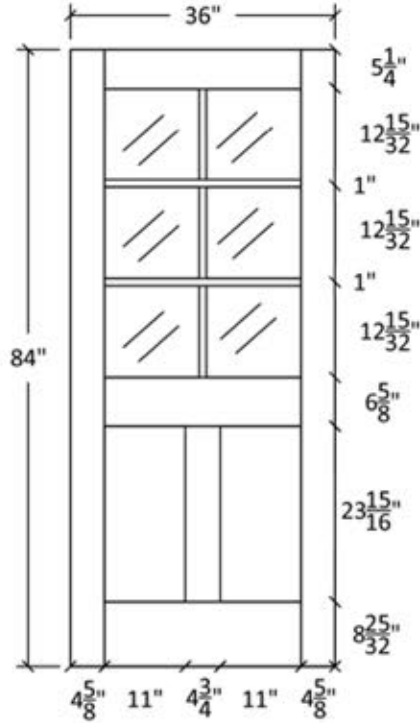
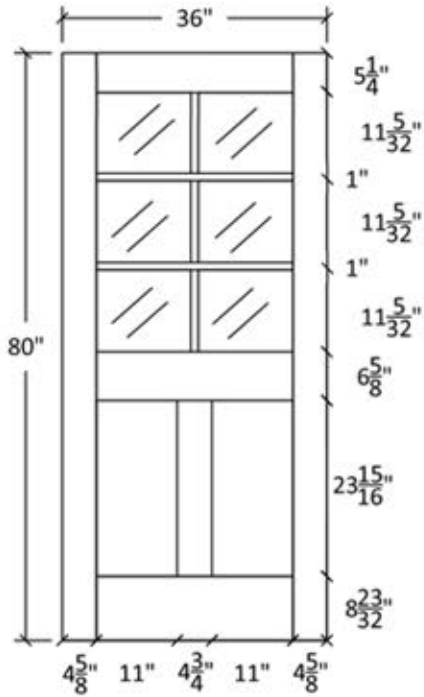


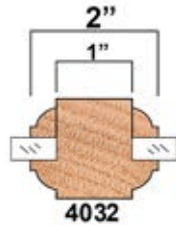


# IM-646

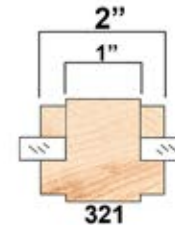
Flat and Raised Panel with Wide Mullions



Profile:4032



Profile:321



DOOR TYPE	MATERIAL DESCRIPTION

Project Title	Project Number	Project Address	Project Phone	Project E-Mail	Contractor	Sheet Title

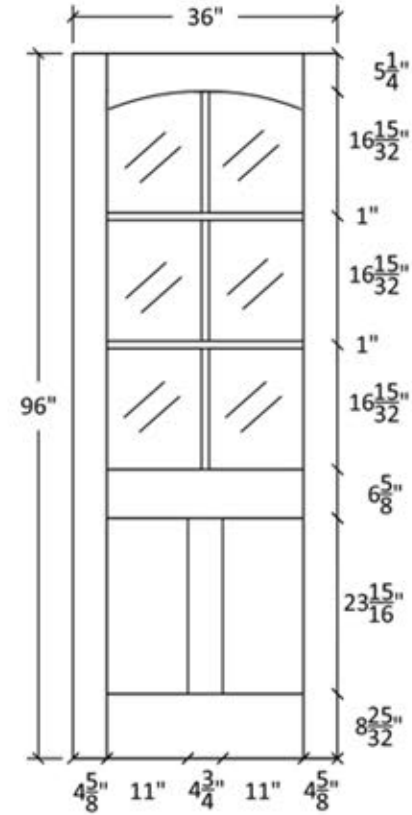
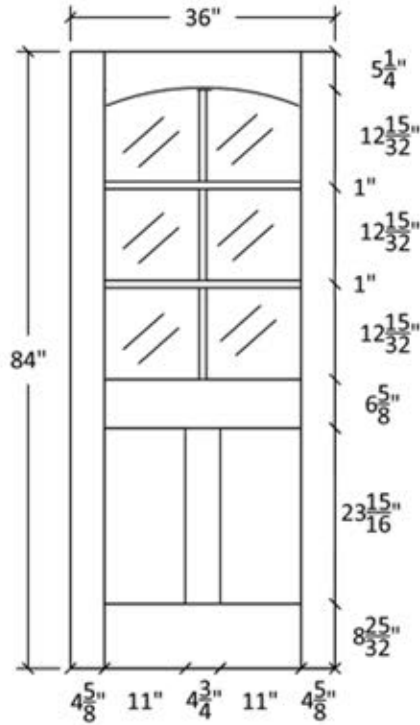
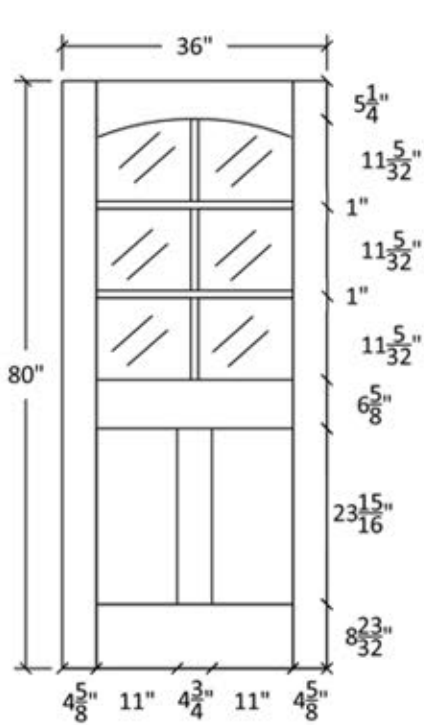
REVISED	No.	Date	By	Description

Scale	
Date Issued	
Sheet Number	

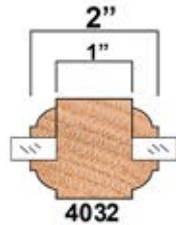


# IM-646-A

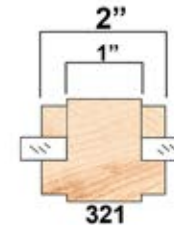
Flat and Raised Panel with Wide Mullions



Profile:4032



Profile:321



MATERIAL DESCRIPTION	DOOR TYPE

Project Title	Project Number	Project Address	Project Phone	Project E-Mail	Contractor	Sheet Title

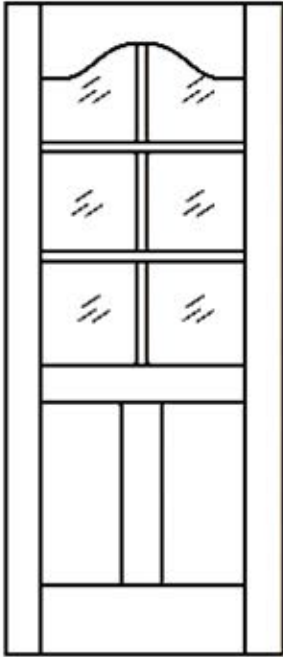
REVISED	No.	Date	By	Description

Scale	
Date Issued	
Sheet Number	



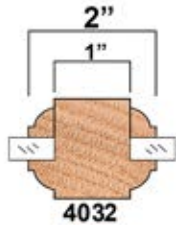
# IM-646-C

Flat and Raised Panel with Wide Mullions

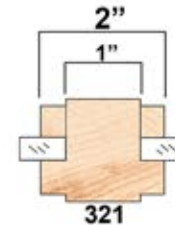


**Note:**  
Cathedrals are drawn as a representation only.  
Our actual cathedrals are made from templates,  
leaving no method for actual scaled drawings.

**Profile:4032**



**Profile:321**



DOOR TYPE	MATERIAL DESCRIPTION

Project Title	Project Number	Project Address	Project Phone	Project E-Mail	Contractor	Sheet Title

REVISED	No.	Date	By	Description
Δ				
Δ				
Δ				
Δ				
Δ				
Δ				

Scale	
Date Issued	
Sheet Number	