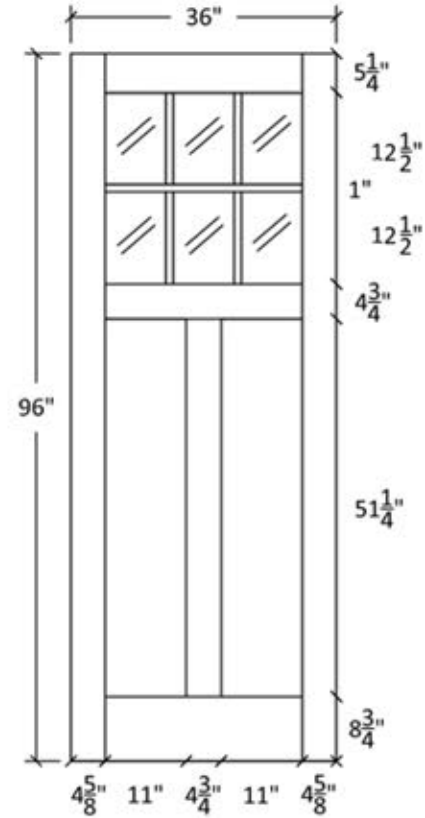
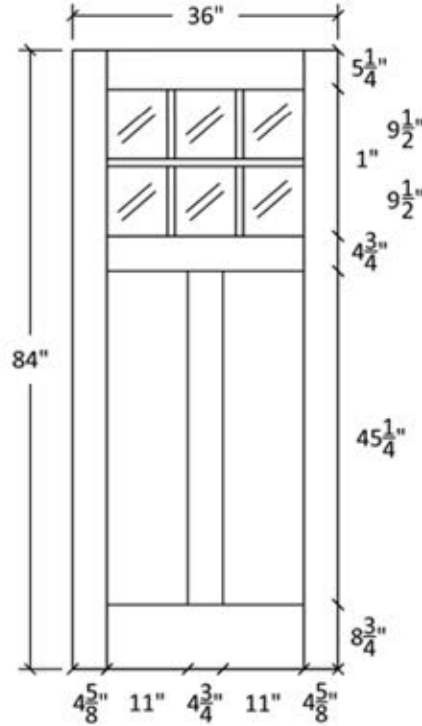
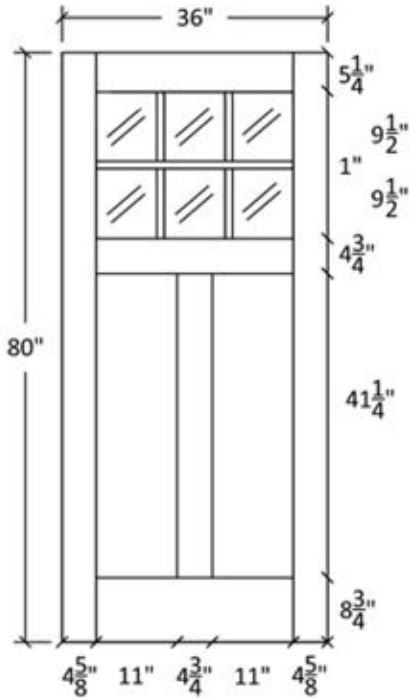


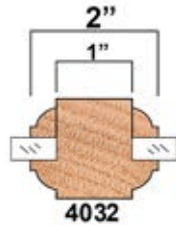


# IM-3406

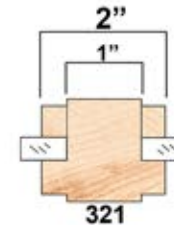
Flat and Raised Panel with Wide Mullions



Profile:4032



Profile:321



DOOR TYPE	MATERIAL DESCRIPTION		

Project Title		Project Address		Project Phone		Project E-mail		Contractor		Sheet Title	
Project Number		Project Address		Project Phone		Project E-mail		Contractor		Sheet Title	

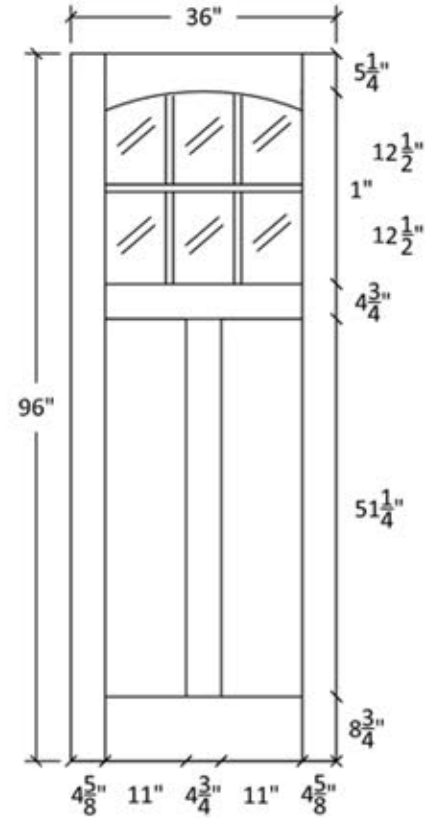
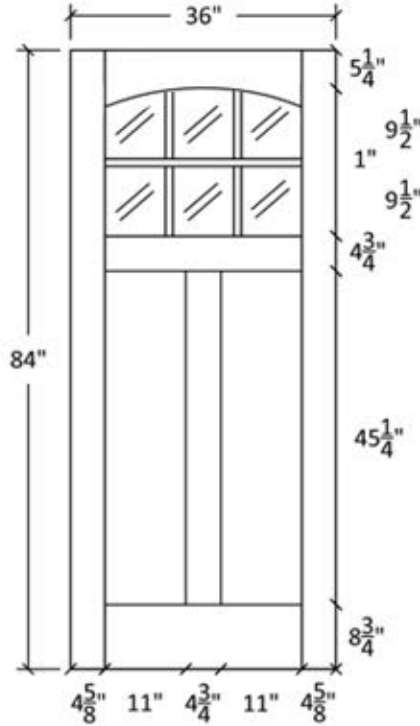
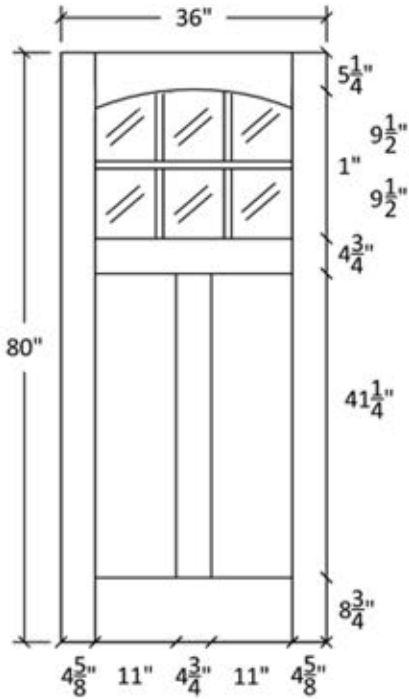
REVISIONS			
No.	Date	By	Description
1			
2			
3			
4			
5			
6			
7			
8			
9			
10			

Scale	
Date Issued	
Sheet Number	

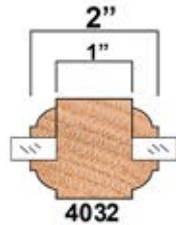


# IM-3406-A

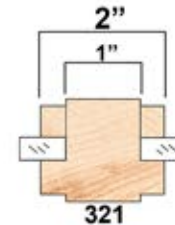
Flat and Raised Panel with Wide Mullions



Profile:4032



Profile:321



DOOR TYPE	MATERIAL DESCRIPTION

Project Title	Project Number	Project Address	Project Phone	Project E-Mail	Contractor	Sheet Title

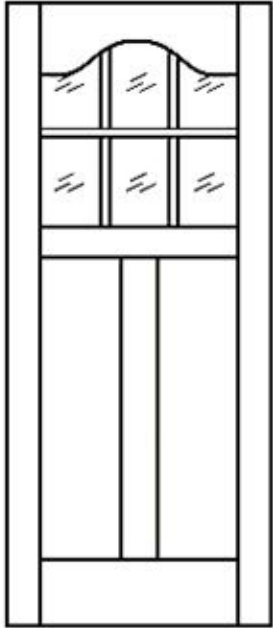
REVISED	No.	Date	By	Description

Scale	
Date Issued	
Sheet Number	



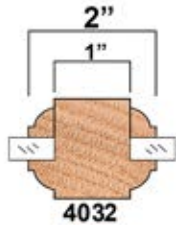
# IM-3406-C

Flat and Raised Panel with Wide Mullions

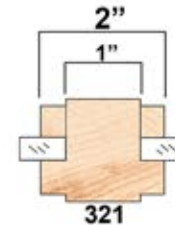


**Note:**  
Cathedrals are drawn as a representation only.  
Our actual cathedrals are made from templates,  
leaving no method for actual scaled drawings.

**Profile:4032**



**Profile:321**



DOOR TYPE	MATERIAL DESCRIPTION

Project Title	Project Number	Project Address	Project Phone	Project E-Mail	Contractor	Sheet Title

REVISIONS			
No.	Date	By	Description
1			
2			
3			
4			
5			
6			
7			
8			
9			
10			

Scale	
Date Issued	
Sheet Number	