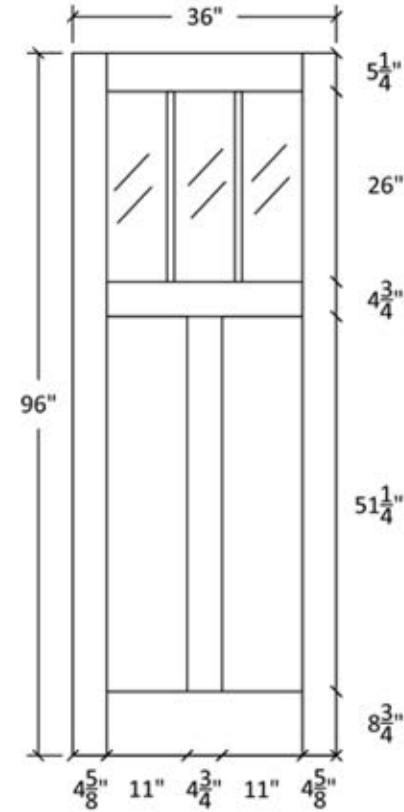
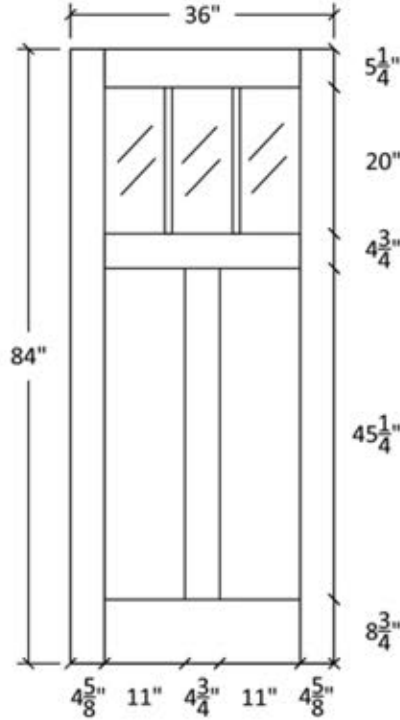
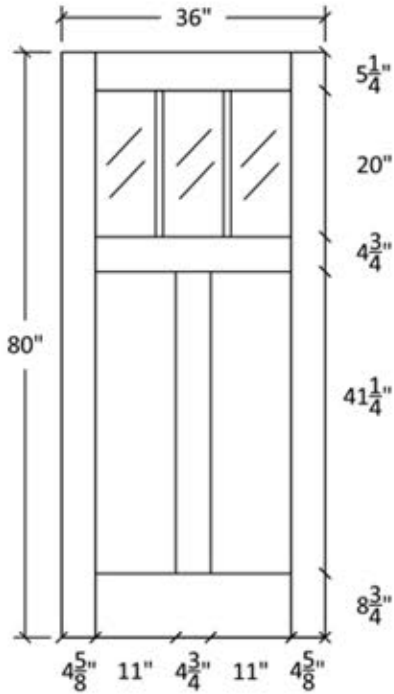


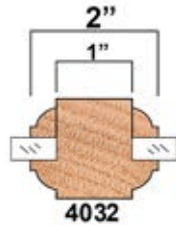


IM-3403

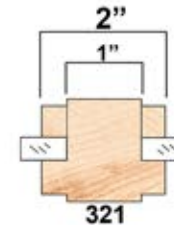
Flat and Raised Panel with Wide Mullions



Profile:4032



Profile:321



MATERIAL DESCRIPTION
DOOR TYPE

Project Title	Project Title
Project Number	Project Number
Project Address	Project Address
Project Phone	Project Phone
Project E-Mail	Project E-Mail
Contractor	Contractor
Sheet Title	Sheet Title

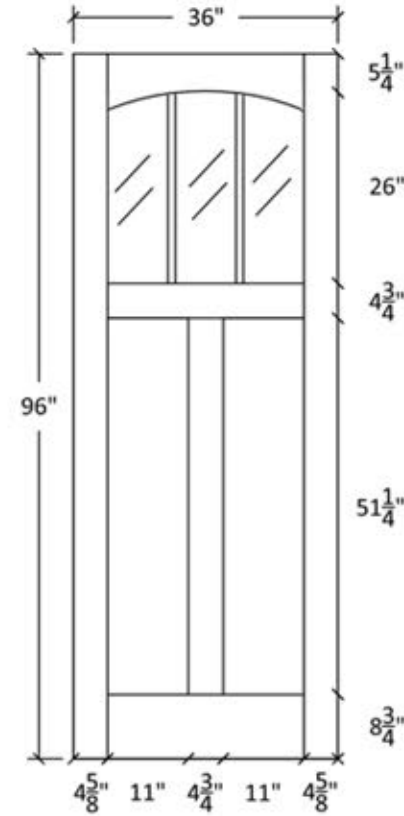
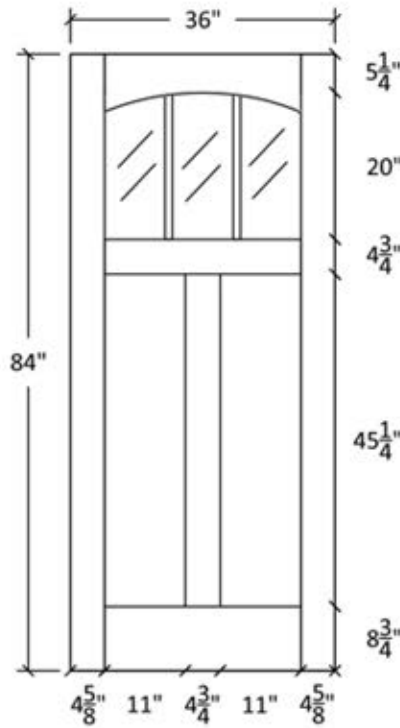
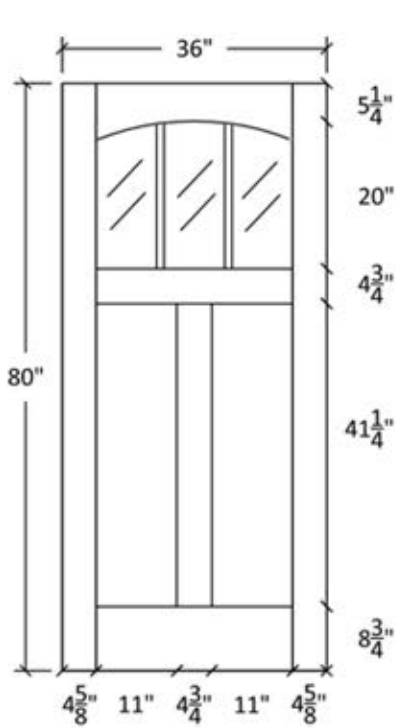
REVISIONS:			
No.	Date:	By:	Descriptions:
▲			
▲			
▲			
▲			
▲			
▲			
▲			

Scale	
Date Issued	
Sheet Number	

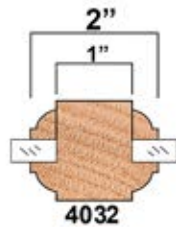


IM-3403-A

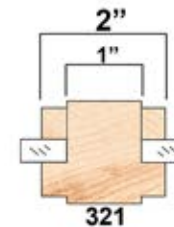
Flat and Raised Panel with Wide Mullions



Profile:4032



Profile:321



Additional door sizes available in Straight, Arch, and Cathedral Doors - Custom drawings per request



DOOR TYPE	MATERIAL DESCRIPTION

Project Title	Project Title
Project Number	Project Number
Project Address	Project Address
Project Phone	Project Phone
Project E-Mail	Project E-Mail
Contractor	Contractor
Sheet Title	Sheet Title

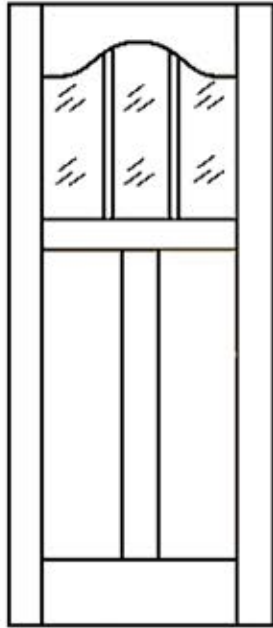
REVISED	No.	Date	By	Description

Scale	
Date Issued	
Sheet Number	



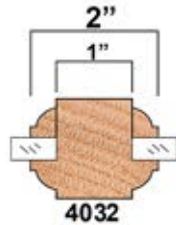
IM-3403-C

Flat and Raised Panel with Wide Mullions

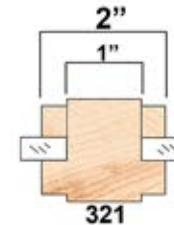


Note:
Cathedrals are drawn as a representation only.
Our actual cathedrals are made from templates,
leaving no method for actual scaled drawings.

Profile:4032



Profile:321



DOOR TYPE	MATERIAL DESCRIPTION

Project Title: _____
Project Number: _____
Project Address: _____
Project Phone: _____
Project E-Mail: _____
Contractor: _____
Sheet Title: _____

REVISIONS			
No.	Date	By	Description
1			
2			
3			
4			
5			
6			
7			
8			
9			
10			

Scale: _____
Date Issued: _____
Sheet Number: _____