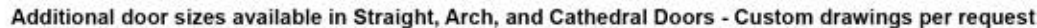




Flat and Raised Panel Profile: 605 & 5505



 Seneca, KS			
Project Title	Door Type	Material Description	
Project Number:			
Project Address:			
Project Phone:			
Project E-Mail:			
Contractor:			
Sheet Title:			

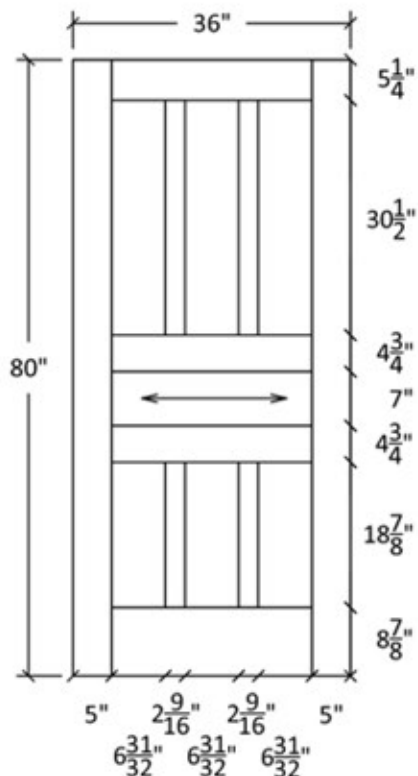
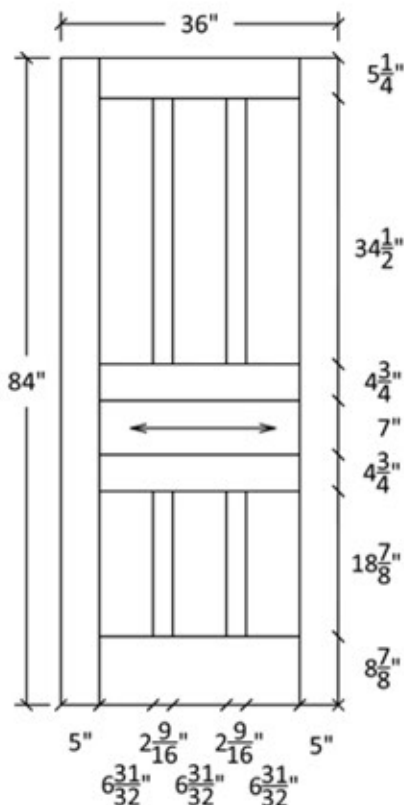
REVISIONS:

No.	Date	By	Description
1			
2			
3			
4			
5			
6			
7			
8			
9			
10			

Scale	
Date Issued	
Sheet Number	



Flat and Raised Wide Panel Profile: 605 & 5505

**Profile:605****Profile:5505****Profile:605**

Additional door sizes available in Straight, Arch, and Cathedral Doors - Custom drawings per request



DOOR TYPE	MATERIAL DESCRIPTION

Project Title:	
Project Number:	
Project Address:	
Project Phone:	
Project E-Mail:	
Contractor:	
Sheet Title:	

REVISIONS:			
No.	Date:	By:	Description:
1			
2			
3			
4			
5			
6			

Scale	
-------	--

Date	
------	--

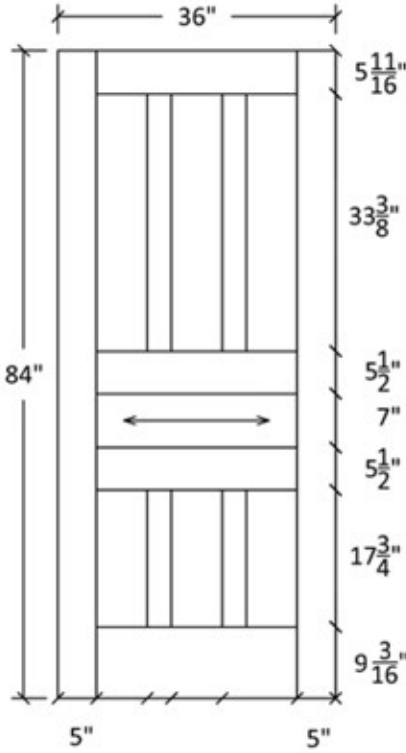
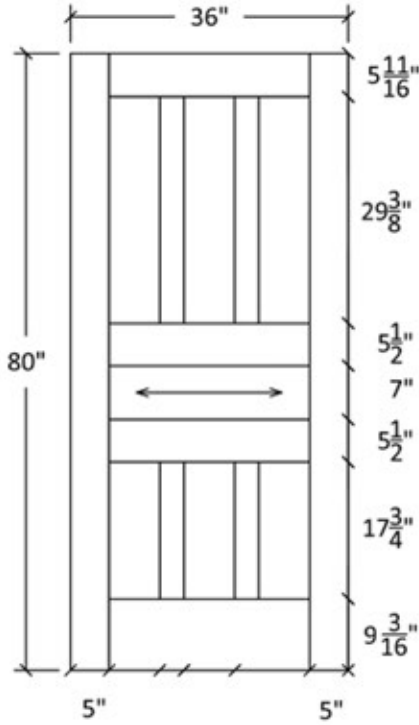
Issued	

Sheet
Number



FR-70

Flat and Raised Wide Panel
Profile:7935 & 0027



Profile:7935



Profile:0027



Profile:7935



Additional door sizes available in Straight, Arch, and Cathedral Doors - Custom drawings per request



DOOR TYPE	MATERIAL DESCRIPTION

Project Title	Project File
Project Number	
Project Address	
Project Phone	
Project E-Mail	
Contractor	
Sheet Title	

REVISIONS	No.	Date	By	Description

Scale	
Date Issued	
Sheet Number	