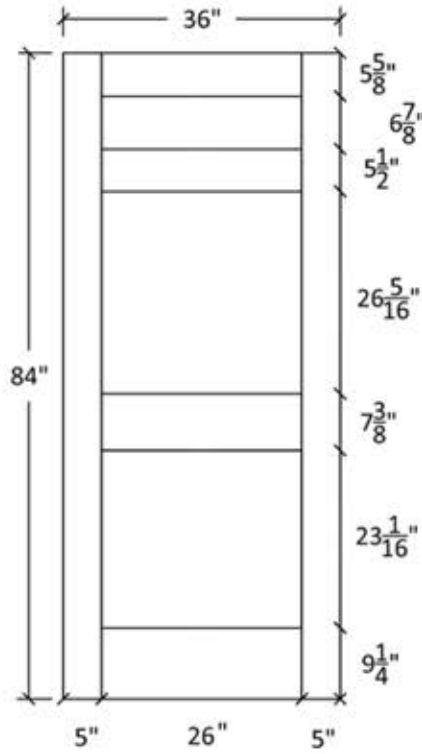
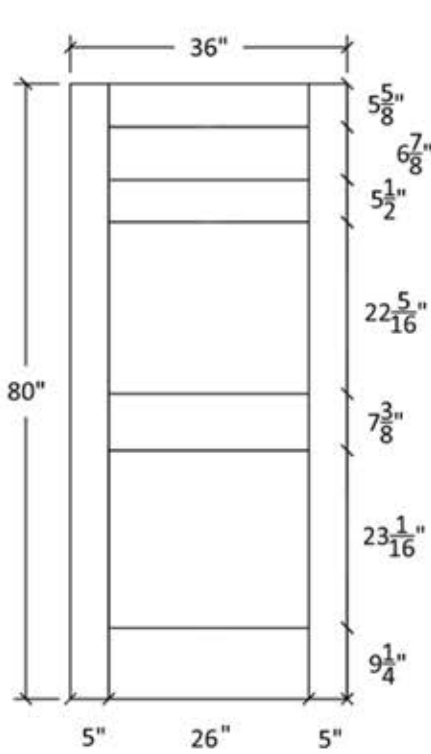




# FR-60N

Shaker Flat Panel  
Profile:7309 & 5503



## Profile:7309



## Profile:5503



Additional door sizes available in Straight, Arch, and Cathedral Doors - Custom drawings per request



DOOR TYPE	MATERIAL DESCRIPTION

Project Title	Project Number	Project Address	Project Phone	Project E-Mail	Contractor	Sheet Title

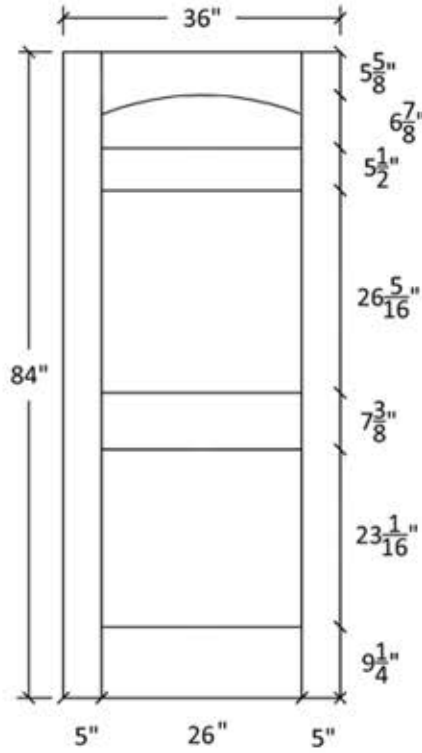
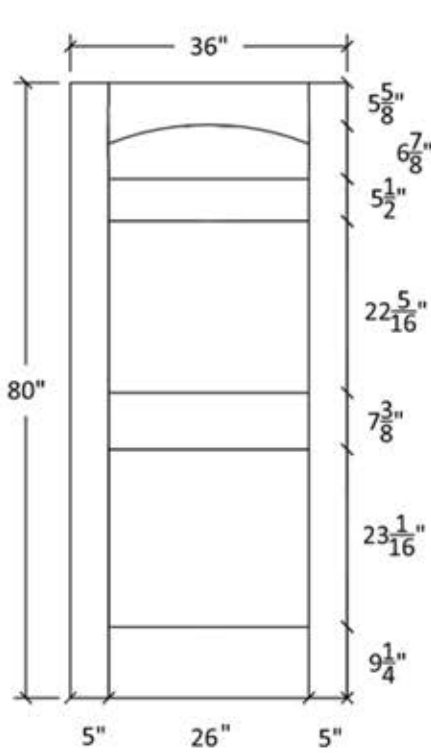
REVISED	No.	Date	By	Description
Δ				
Δ				
Δ				
Δ				
Δ				
Δ				

Scale	
Date Issued	
Sheet Number	



# FR-60N-A

Shaker Flat Panel  
Profile:7309 & 5503



## Profile:7309



## Profile:5503



Additional door sizes available in Straight, Arch, and Cathedral Doors - Custom drawings per request



DOOR TYPE	MATERIAL DESCRIPTION

Project Title	Project Number	Project Address	Project Phone	Project E-Mail	Contractor	Sheet Title

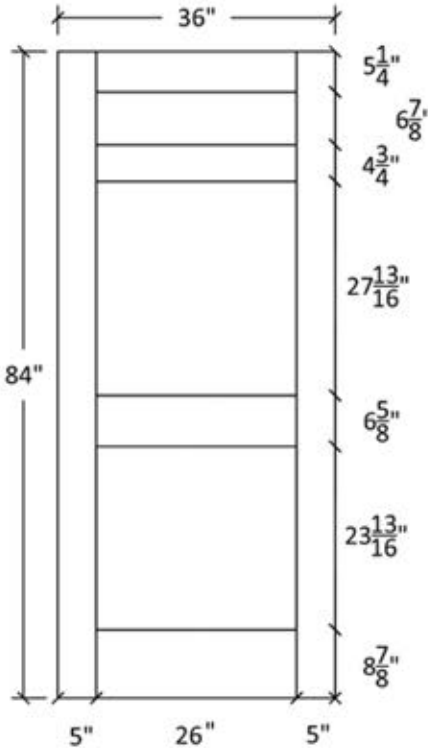
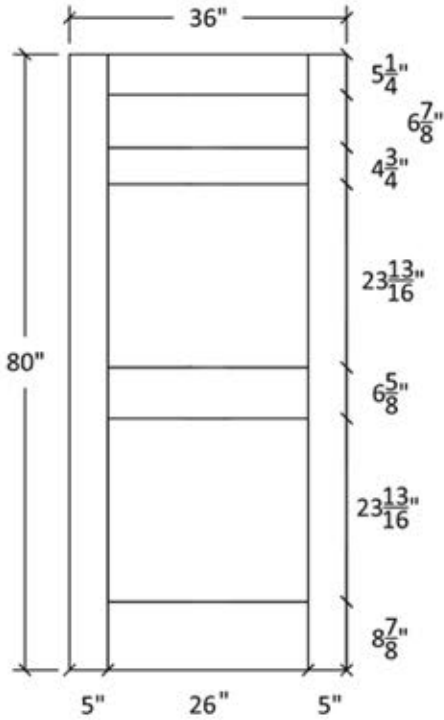
REVISED	No.	Date	By	Description

Scale	
Date Issued	
Sheet Number	



# FR-60N

Flat and Raised Wide Panel  
Profile: 605 & 5505



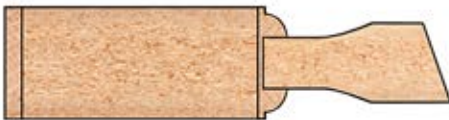
Profile:605



Profile:5505



Profile:605



Additional door sizes available in Straight, Arch, and Cathedral Doors - Custom drawings per request



DOOR TYPE	MATERIAL DESCRIPTION			

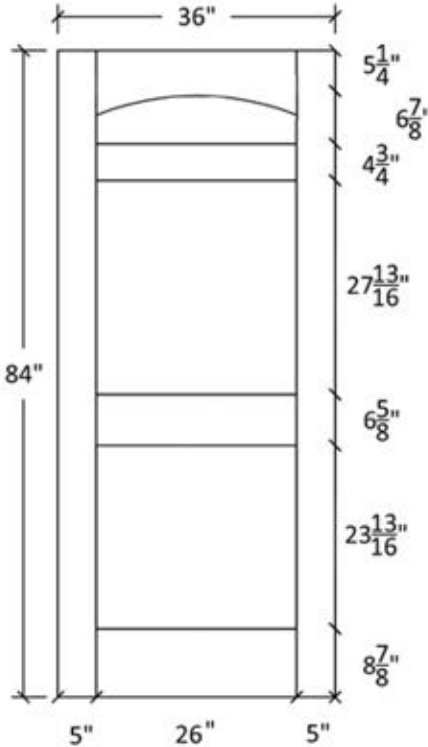
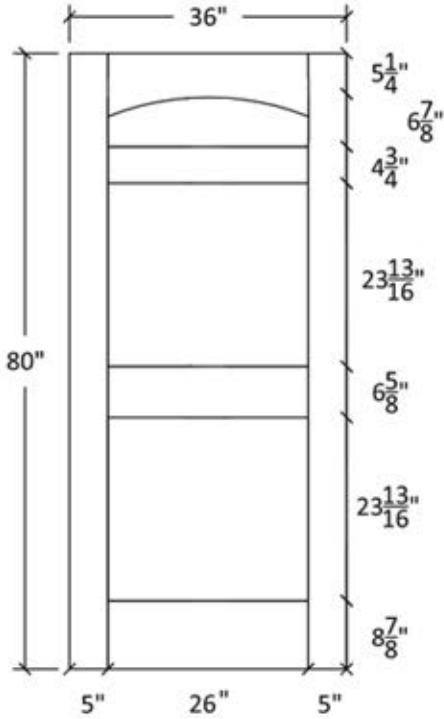
Project Title		Project Number		Project Address		Project Phone		Project E-mail		Contractor		Sheet Title	
Project File													

REVISIONS			
No.	Date	By	Description
1			
2			
3			
4			
5			
6			
7			
8			
9			
10			
Scale			
Date Issued			
Sheet Number			



# FR-60N-A

Flat and Raised Wide Panel  
Profile: 605 & 5505



Profile:605



Profile:5505



Profile:605



Additional door sizes available in Straight, Arch, and Cathedral Doors - Custom drawings per request



DOOR TYPE	MATERIAL DESCRIPTION

Project Title	Project Number	Project Address	Project Phone	Project E-Mail	Contractor	Sheet Title

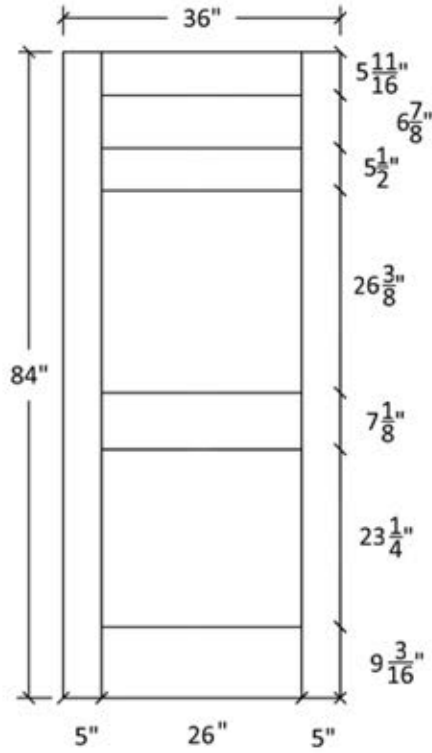
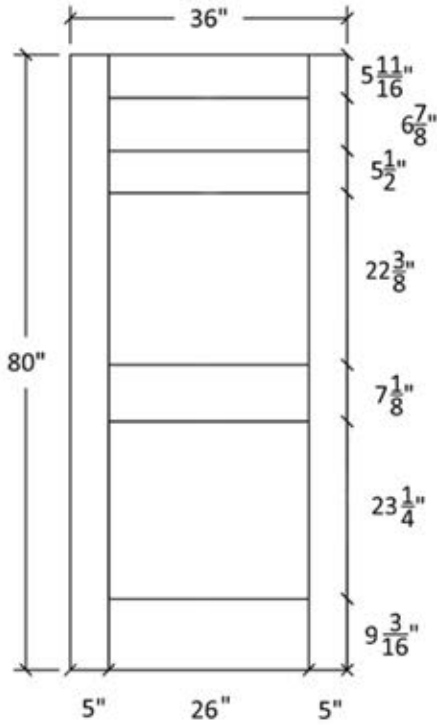
REVISED	No.	Date	By	Description
Δ				
Δ				
Δ				
Δ				
Δ				
Δ				

Scale	
Date Issued	
Sheet Number	



# FR-60N

Flat and Raised Wide Panel  
Profile:7935 & 0027



Profile:7935



Profile:0027



Profile:7935



Additional door sizes available in Straight, Arch, and Cathedral Doors - Custom drawings per request



DOOR TYPE	MATERIAL DESCRIPTION

Project Title: \_\_\_\_\_

Project Number: \_\_\_\_\_

Project Address: \_\_\_\_\_

Project Phone: \_\_\_\_\_

Project E-Mail: \_\_\_\_\_

Contractor: \_\_\_\_\_

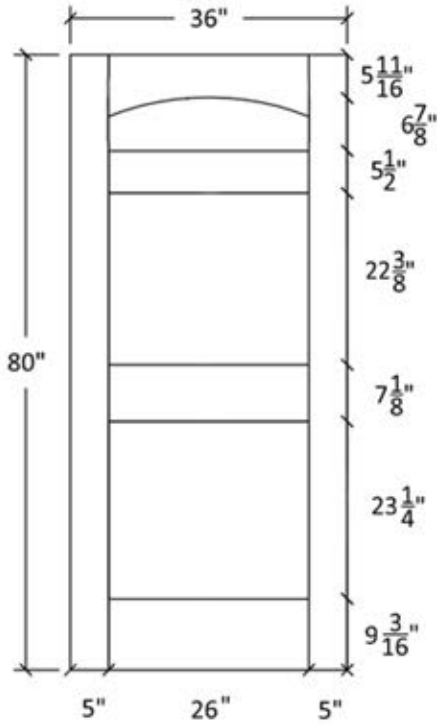
Sheet Title: \_\_\_\_\_

REVISIONS			
No.	Date	By	Description
1			
2			
3			
4			
5			
6			
7			
8			
9			
10			
Scale			
Date Issued			
Sheet Number			



# FR-60N-A

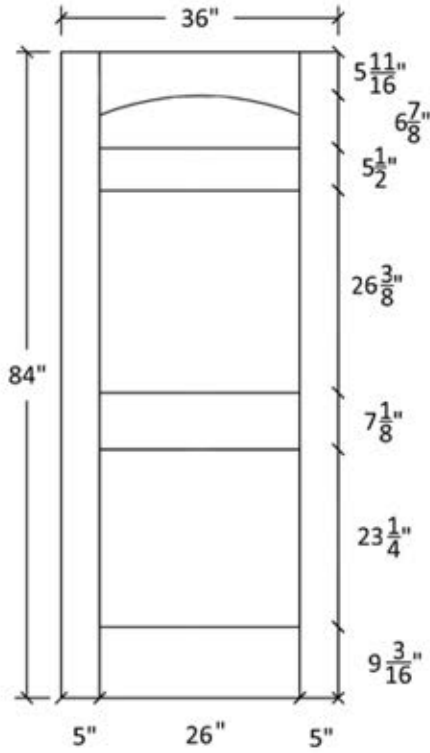
Flat and Raised Wide Panel  
Profile:7935 & 0027



Profile:7935



Profile:7935



Profile:0027



DOOR TYPE	MATERIAL DESCRIPTION

Project Title: \_\_\_\_\_

Project Number: \_\_\_\_\_

Project Address: \_\_\_\_\_

Project Phone: \_\_\_\_\_

Project E-Mail: \_\_\_\_\_

Contractor: \_\_\_\_\_

Sheet Title: \_\_\_\_\_

REVISED	No.	Date	By	Description
Δ				
Δ				
Δ				
Δ				
Δ				
Δ				

Scale: \_\_\_\_\_

Date Issued: \_\_\_\_\_


Sheet Number: \_\_\_\_\_





# FR-60N-C

Flat and Raised Panel



**Note:**  
Cathedrals are drawn as a representation only.  
Our actual cathedrals are made from templates,  
leaving no method for actual scaled drawings.

**Profile:7935**



**Profile:7935**



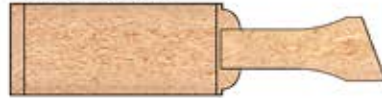
**Profile:0027**



**Profile:605**



**Profile:605**



**Profile:5505**



**Profile:5503**



**Profile:7309**



Additional door sizes available in Straight, Arch, and Cathedral Doors - Custom drawings per request



DOOR TYPE	MATERIAL DESCRIPTION

Project Title: \_\_\_\_\_

Project Number: \_\_\_\_\_

Project Address: \_\_\_\_\_

Project Phone: \_\_\_\_\_

Project E-Mail: \_\_\_\_\_

Contractor: \_\_\_\_\_

Sheet Title: \_\_\_\_\_

REVISIONS			
No.	Date	By	Description
1			
2			
3			
4			
5			
6			
7			
8			
9			
10			
Scale			
Date Issued			
Sheet Number			