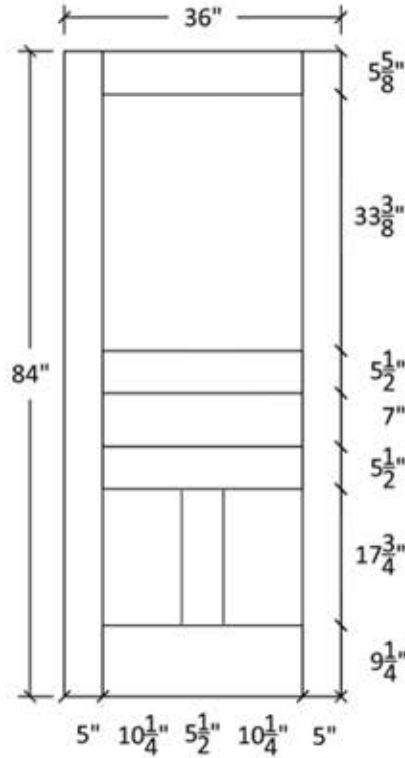
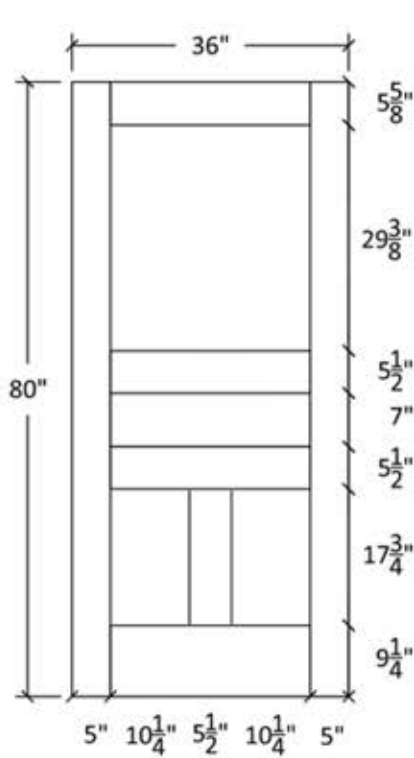




FR-43

Shaker Flat Panel
Profile:7309 & 5503



Profile:7309



Profile:5503



Additional door sizes available in Straight, Arch, and Cathedral Doors - Custom drawings per request



DOOR TYPE	MATERIAL DESCRIPTION

Project Title: _____

Project Number: _____

Project Address: _____

Project Phone: _____

Project E-Mail: _____

Contractor: _____

Sheet Title: _____

REVISED	No.	Date	By	Description
Δ				
Δ				
Δ				
Δ				
Δ				
Δ				

Scale: _____

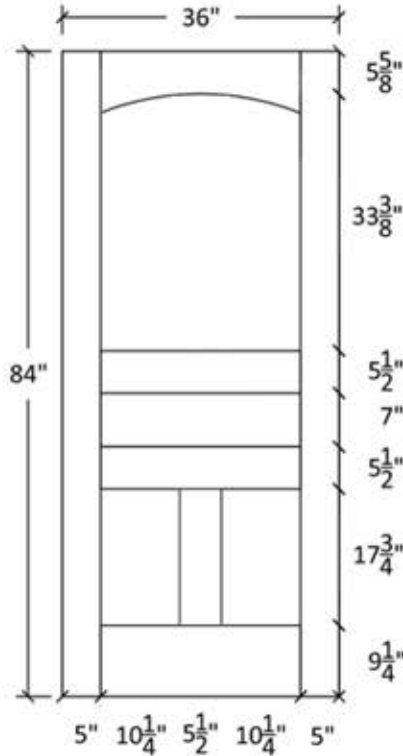
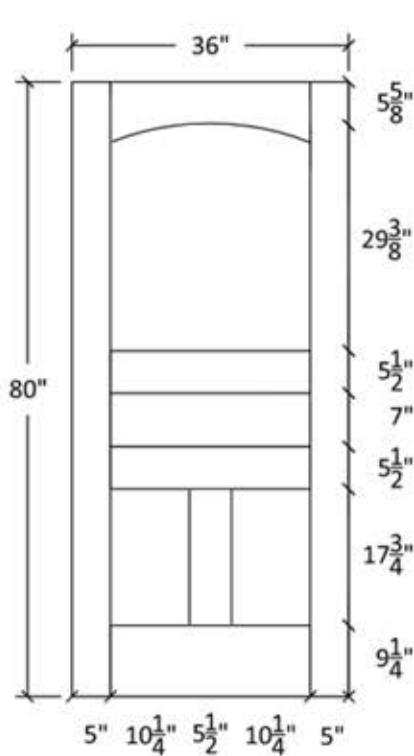
Date Issued: _____

Sheet Number: _____



FR-43-A

Shaker Flat Panel
Profile:7309 & 5503



Profile:7309



Profile:5503



Additional door sizes available in Straight, Arch, and Cathedral Doors - Custom drawings per request



DOOR TYPE	MATERIAL DESCRIPTION

Project Title	Project Number	Project Address	Project Phone	Project E-Mail	Contractor	Sheet Title

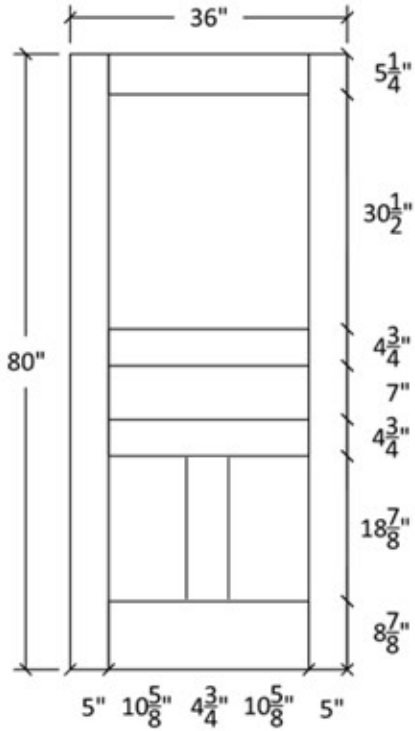
REVISED	No.	Date	By	Description

Scale	
Date Issued	
Sheet Number	



FR-43

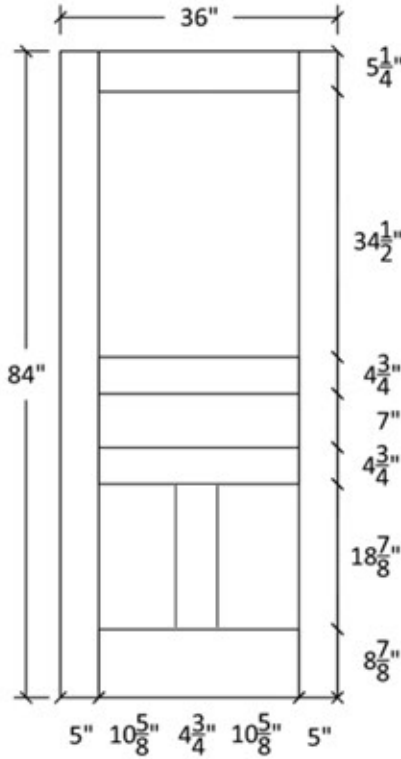
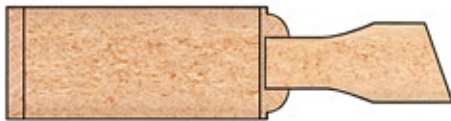
Flat and Raised Wide Panel
Profile: 605 & 5505



Profile:605



Profile:605



Profile:5505



DOOR TYPE	MATERIAL DESCRIPTION

Project Title	Project Title
Project Number	Project Number
Project Address	Project Address
Project Phone	Project Phone
Project E-Mail	Project E-Mail
Contractor	Contractor
Sheet Title	Sheet Title

REVISED	No.	Date	By	Description

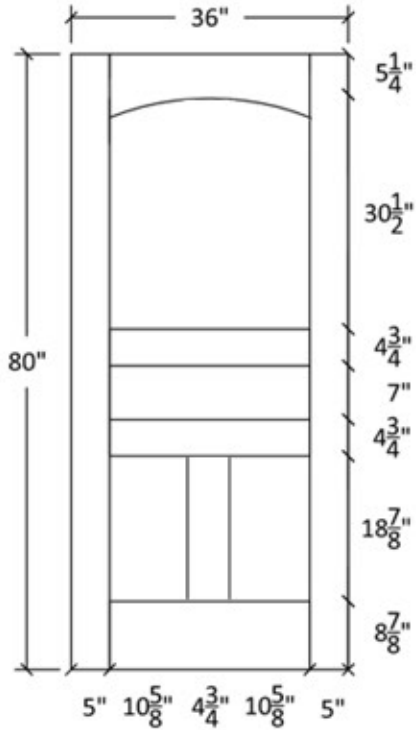
Scale	
Date Issued	
Sheet Number	

Additional door sizes available in Straight, Arch, and Cathedral Doors - Custom drawings per request



FR-43-A

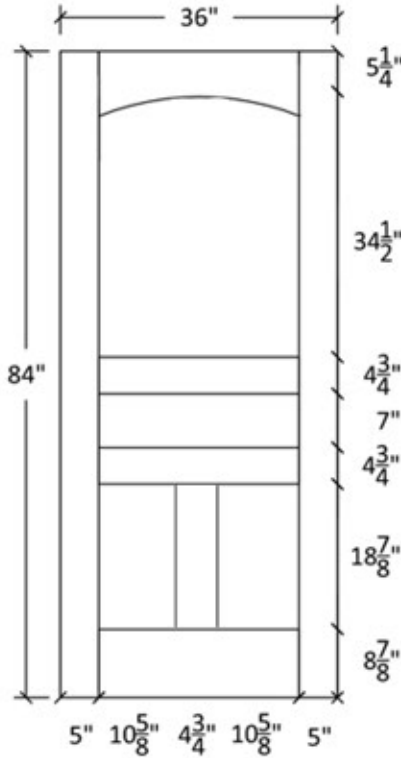
Flat and Raised Wide Panel
Profile: 605 & 5505



Profile:605



Profile:605



Profile:5505



DOOR TYPE	MATERIAL DESCRIPTION

Project Title	Project Number	Project Address	Project Phone	Project E-Mail	Contractor	Sheet Title

REVISED	No.	Date	By	Description

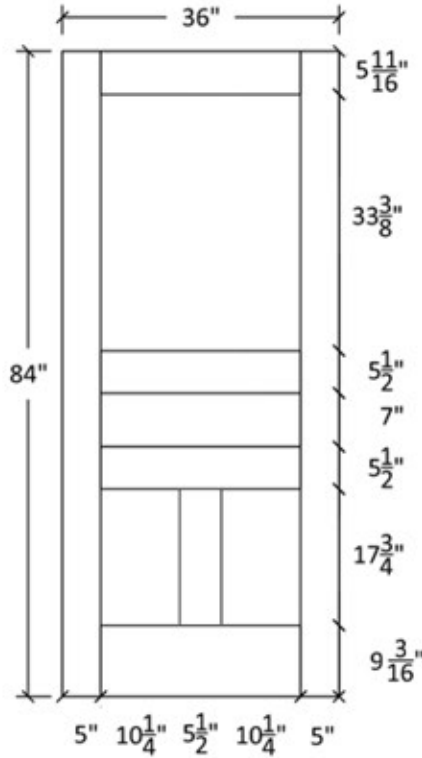
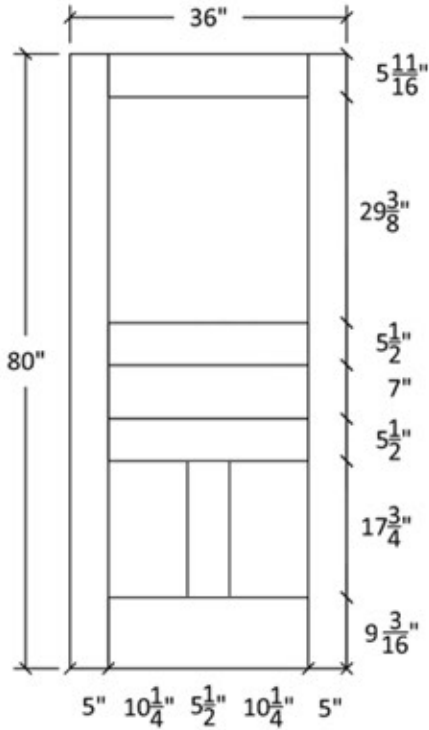
Scale	
Date Issued	
Sheet Number	

Additional door sizes available in Straight, Arch, and Cathedral Doors - Custom drawings per request



FR-43

Flat and Raised Wide Panel
Profile:7935 & 0027



Profile:7935



Profile:0027



Profile:7935



Additional door sizes available in Straight, Arch, and Cathedral Doors - Custom drawings per request



DOOR TYPE	MATERIAL DESCRIPTION

Project Title: _____

Project Number: _____

Project Address: _____

Project Phone: _____

Project E-Mail: _____

Contractor: _____

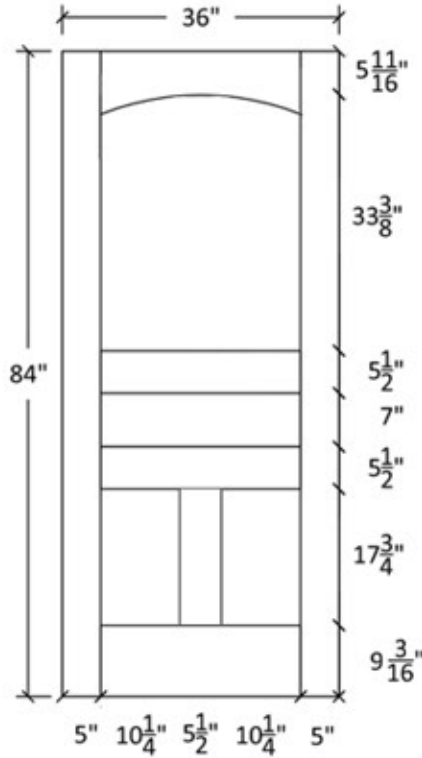
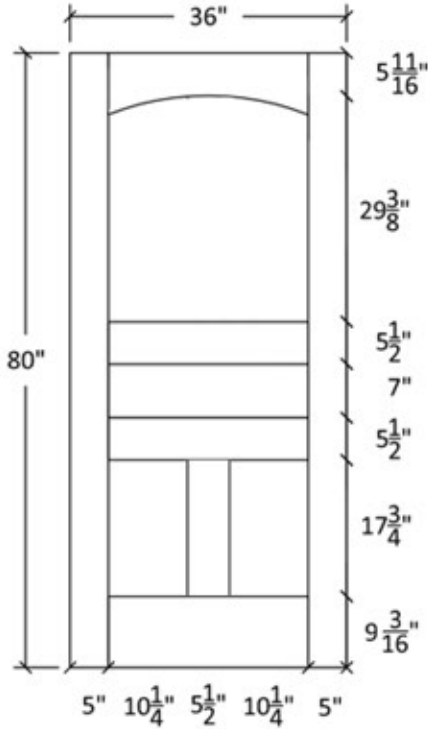
Sheet Title: _____

REVISIONS			
No.	Date	By	Description
1			
2			
3			
4			
5			
6			
7			
8			
9			
10			
Scale			
Date Issued			
Sheet Number			



FR-43-A

Flat and Raised Wide Panel
Profile:7935 & 0027



Profile:7935



Profile:0027



Profile:7935



Additional door sizes available in Straight, Arch, and Cathedral Doors - Custom drawings per request



DOOR TYPE	MATERIAL DESCRIPTION

Project Title: _____

Project Number: _____

Project Address: _____

Project Phone: _____

Project E-Mail: _____

Contractor: _____

Sheet Title: _____

REVISED	No.	Date	By	Description
Δ				
Δ				
Δ				
Δ				
Δ				
Δ				

Scale: _____

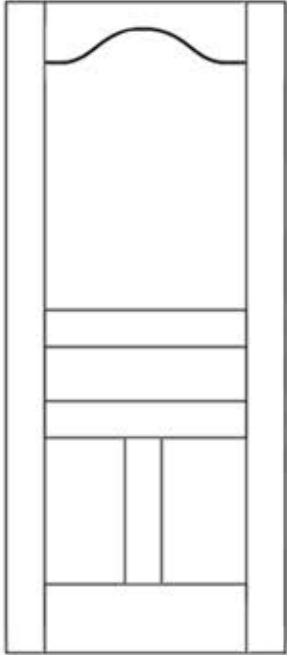
Date Issued: _____

Sheet Number: _____



FR-43-C

Flat and Raised Panel



Note:
Cathedrals are drawn as a representation only.
Our actual cathedrals are made from templates,
leaving no method for actual scaled drawings.

Profile:7935



Profile:7935



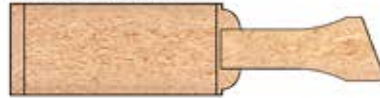
Profile:0027



Profile:605



Profile:605



Profile:5505



Profile:5503



Profile:7309



Additional door sizes available in Straight, Arch, and Cathedral Doors - Custom drawings per request



DOOR TYPE	MATERIAL DESCRIPTION

Project Title: _____

Project Number: _____

Project Address: _____

Project Phone: _____

Project E-Mail: _____

Contractor: _____

Sheet Title: _____

REVISED	No.	Date	By	Description
▲				
▲				
▲				
▲				
▲				
▲				

Scale: _____

Date Issued: _____

Sheet Number: _____