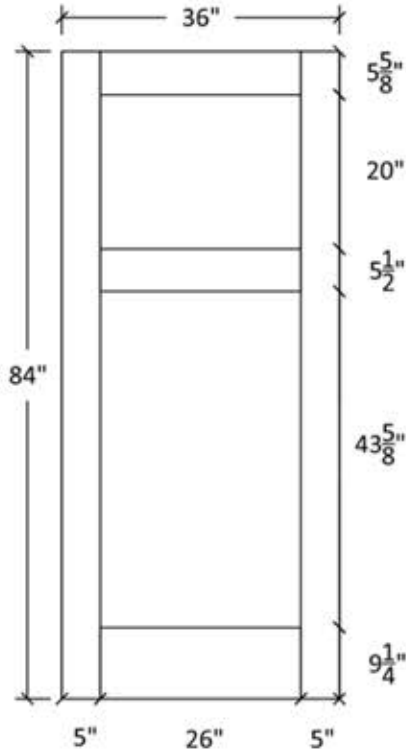
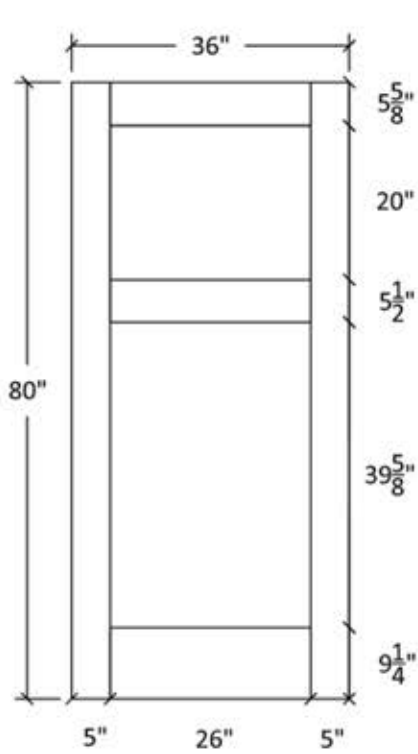




# FR-21

Shaker Flat Panel  
Profile:7309 & 5503



## Profile:7309



## Profile:5503



Additional door sizes available in Straight, Arch, and Cathedral Doors - Custom drawings per request



DOOR TYPE	MATERIAL DESCRIPTION

Project Title: \_\_\_\_\_

Project Number: \_\_\_\_\_

Project Address: \_\_\_\_\_

Project Phone: \_\_\_\_\_

Project E-Mail: \_\_\_\_\_

Contractor: \_\_\_\_\_

Sheet Title: \_\_\_\_\_

REVISED	No.	Date	By	Description
Δ				
Δ				
Δ				
Δ				
Δ				
Δ				

Scale: \_\_\_\_\_

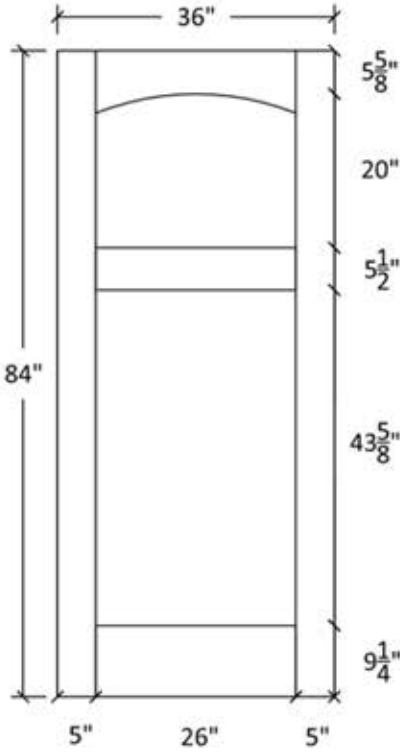
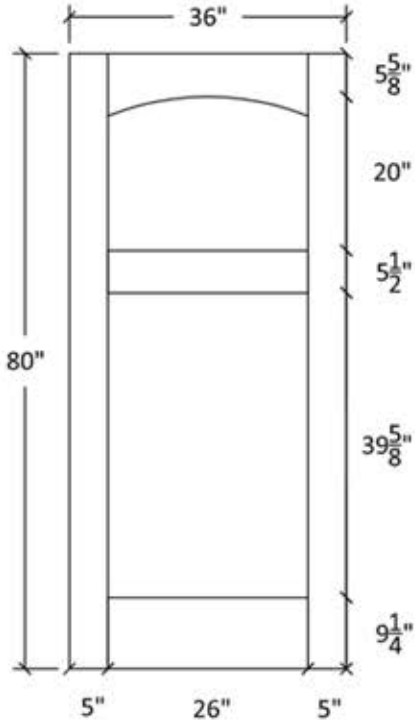
Date Issued: \_\_\_\_\_

Sheet Number: \_\_\_\_\_



# FR-21-A

Shaker Flat Panel  
Profile:7309 & 5503



## Profile:7309



## Profile:5503



Additional door sizes available in Straight, Arch, and Cathedral Doors - Custom drawings per request



DOOR TYPE	MATERIAL DESCRIPTION

Project Title: \_\_\_\_\_

Project Number: \_\_\_\_\_

Project Address: \_\_\_\_\_

Project Phone: \_\_\_\_\_

Project E-Mail: \_\_\_\_\_

Contractor: \_\_\_\_\_

Sheet Title: \_\_\_\_\_

REVISED	No.	Date	By	Description
Δ				
Δ				
Δ				
Δ				
Δ				
Δ				

Scale: \_\_\_\_\_

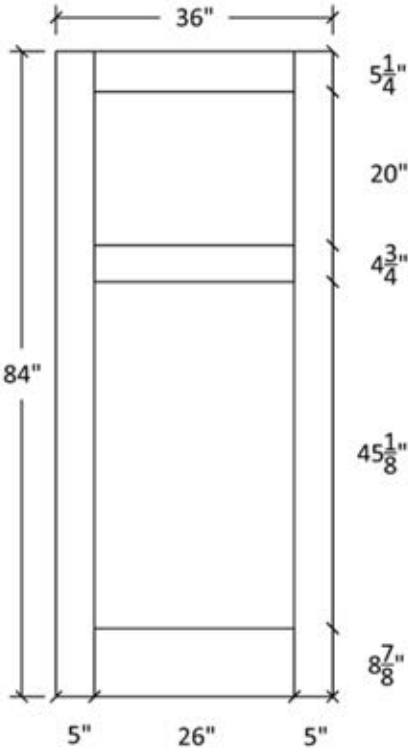
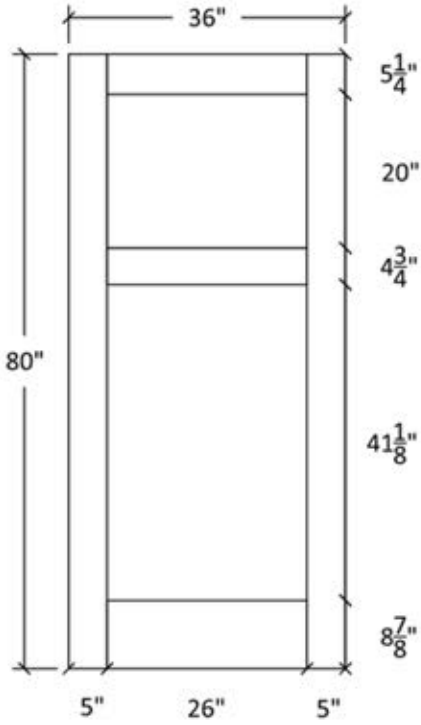
Date Issued: \_\_\_\_\_

Sheet Number: \_\_\_\_\_



# FR-21

Flat and Raised Wide Panel  
Profile: 605 & 5505



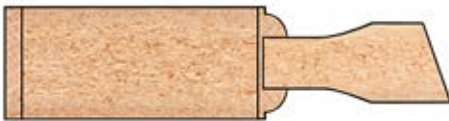
**Profile:605**



**Profile:5505**



**Profile:605**



Additional door sizes available in Straight, Arch, and Cathedral Doors - Custom drawings per request



DOOR TYPE	MATERIAL DESCRIPTION

Project Title: \_\_\_\_\_

Project Number: \_\_\_\_\_

Project Address: \_\_\_\_\_

Project Phone: \_\_\_\_\_

Project E-Mail: \_\_\_\_\_

Contractor: \_\_\_\_\_

Sheet Title: \_\_\_\_\_

REVISIONS			
No.	Date	By	Description
1			
2			
3			
4			
5			
6			
7			
8			
9			
10			
11			
12			
13			
14			
15			
16			
17			
18			
19			
20			
21			
22			
23			
24			
25			
26			
27			
28			
29			
30			
31			
32			
33			
34			
35			
36			
37			
38			
39			
40			
41			
42			
43			
44			
45			
46			
47			
48			
49			
50			
51			
52			
53			
54			
55			
56			
57			
58			
59			
60			
61			
62			
63			
64			
65			
66			
67			
68			
69			
70			
71			
72			
73			
74			
75			
76			
77			
78			
79			
80			
81			
82			
83			
84			
85			
86			
87			
88			
89			
90			
91			
92			
93			
94			
95			
96			
97			
98			
99			
100			

Scale: \_\_\_\_\_

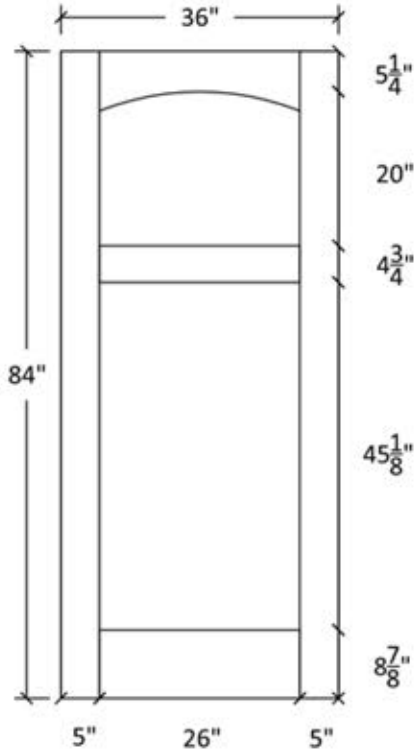
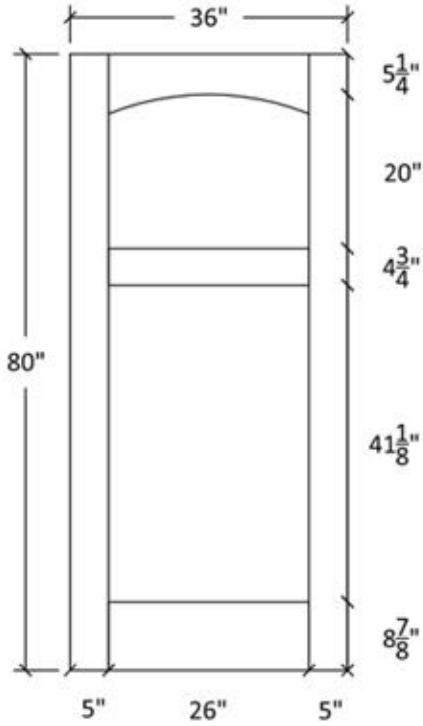
Date Issued: \_\_\_\_\_

Sheet Number: \_\_\_\_\_



# FR-21-A

Flat and Raised Wide Panel  
Profile: 605 & 5505



Profile:605



Profile:5505



Profile:605



Additional door sizes available in Straight, Arch, and Cathedral Doors - Custom drawings per request



DOOR TYPE	MATERIAL DESCRIPTION

Project Title: \_\_\_\_\_

Project Number: \_\_\_\_\_

Project Address: \_\_\_\_\_

Project Phone: \_\_\_\_\_

Project E-Mail: \_\_\_\_\_

Contractor: \_\_\_\_\_

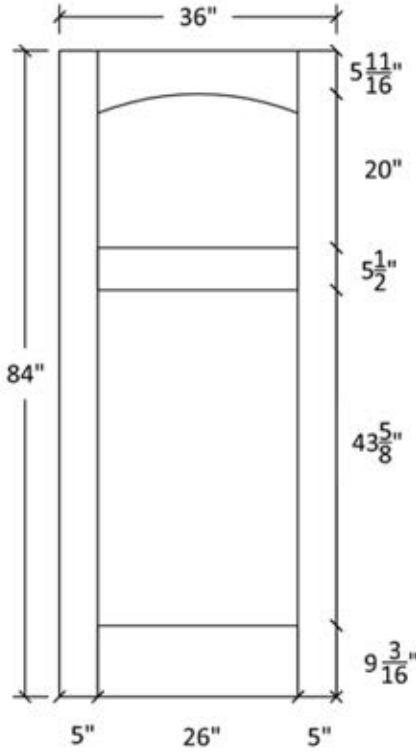
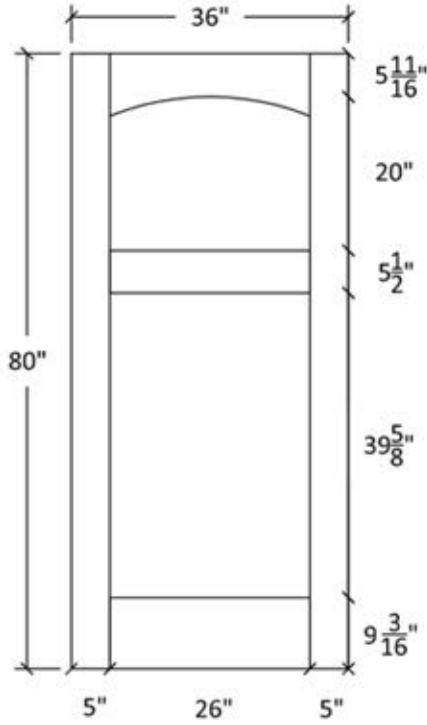
Sheet Title: \_\_\_\_\_

REVISIONS			
No.	Date	By	Description
1			
2			
3			
4			
5			
6			
7			
8			
9			
10			
Scale			
Date Issued			
Sheet Number			



# FR-21-A

Flat and Raised Wide Panel  
Profile:7935 & 0027



Profile:7935



Profile:0027



Profile:7935



Additional door sizes available in Straight, Arch, and Cathedral Doors - Custom drawings per request



DOOR TYPE	MATERIAL DESCRIPTION

Project Title: \_\_\_\_\_

Project Number: \_\_\_\_\_

Project Address: \_\_\_\_\_

Project Phone: \_\_\_\_\_

Project E-Mail: \_\_\_\_\_

Contractor: \_\_\_\_\_

Sheet Title: \_\_\_\_\_

REVISED	No.	Date	By	Description
Δ				
Δ				
Δ				
Δ				
Δ				
Δ				

Scale: \_\_\_\_\_

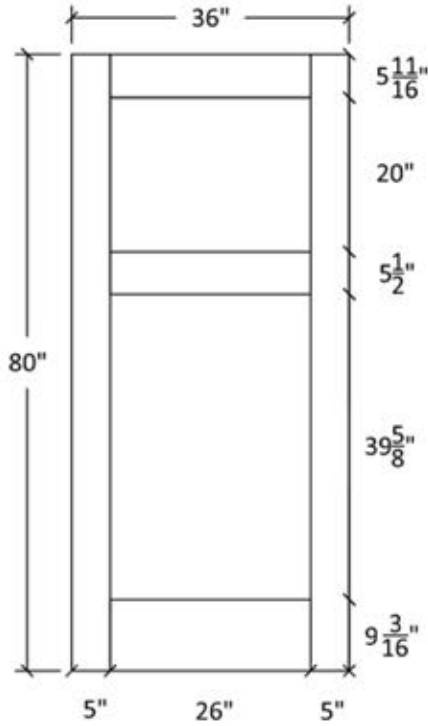
Date Issued: \_\_\_\_\_

Sheet Number: \_\_\_\_\_



# FR-21

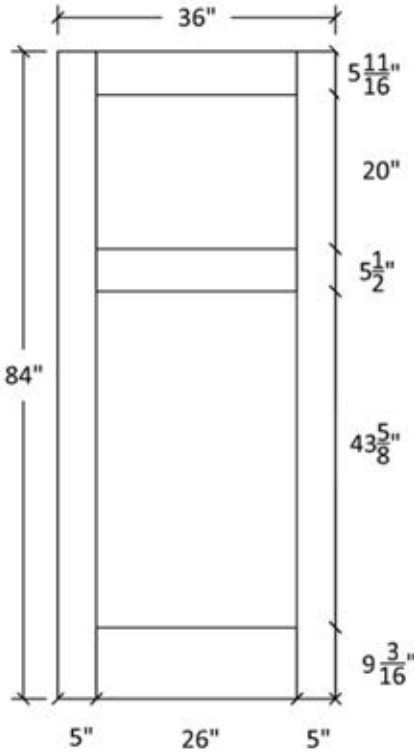
Flat and Raised Wide Panel  
Profile:7935 & 0027



Profile:7935



Profile:7935



Profile:0027



Additional door sizes available in Straight, Arch, and Cathedral Doors - Custom drawings per request



DOOR TYPE	MATERIAL DESCRIPTION

Project Title	Project Number	Project Address	Project Phone	Project E-Mail	Contractor	Sheet Title

REVISES	No.	Date	By	Description
Δ				
Δ				
Δ				
Δ				
Δ				
Δ				

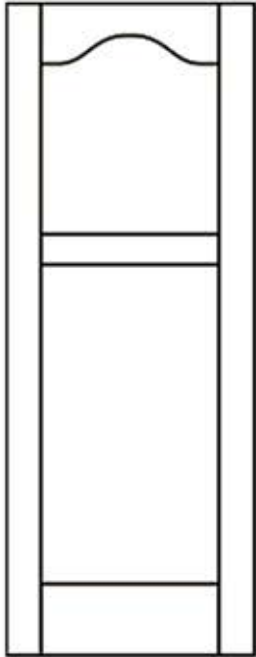
Scale	
Date Issued	
Sheet Number	





# FR-21-C

Flat and Raised Panel



**Note:**  
Cathedrals are drawn as a representation only.  
Our actual cathedrals are made from templates,  
leaving no method for actual scaled drawings.

**Profile:7935**



**Profile:7935**



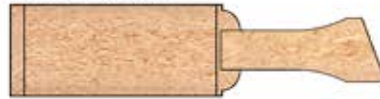
**Profile:0027**



**Profile:605**



**Profile:605**



**Profile:5505**



**Profile:5503**



**Profile:7309**



DOOR TYPE	MATERIAL DESCRIPTION

Project Title	Project Title
Project Number	Project Number
Project Address	Project Address
Project Phone	Project Phone
Project E-Mail	Project E-Mail
Contractor	Contractor
Sheet Title	Sheet Title

REVISED	No.	Date	By	Description

Scale	
Date Issued	
Sheet Number	

Additional door sizes available in Straight, Arch, and Cathedral Doors - Custom drawings per request