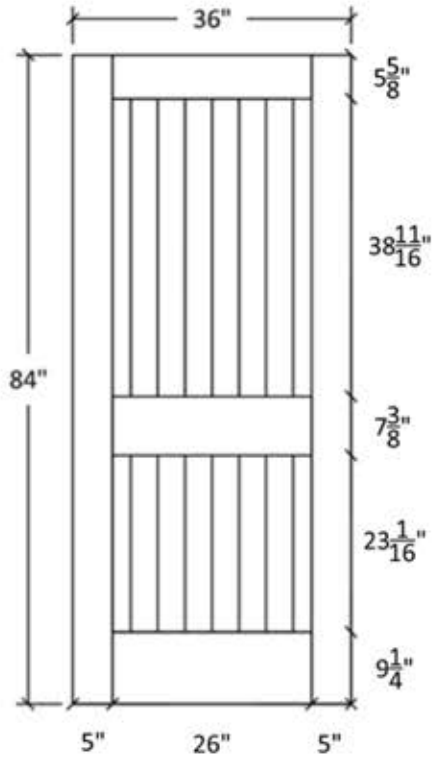
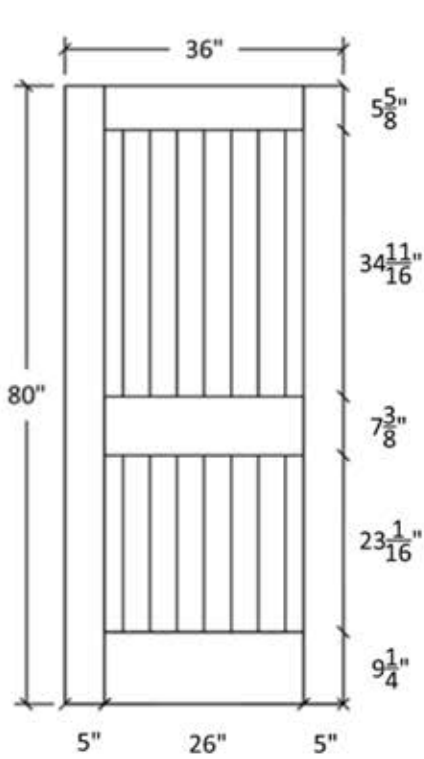




FR-20-V

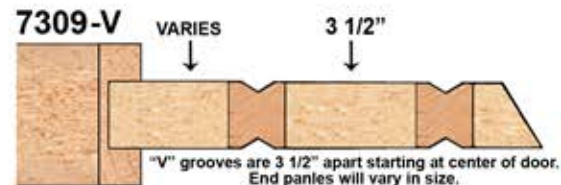
Shaker



Profile:7309



7309-V



DOOR TYPE	MATERIAL DESCRIPTION

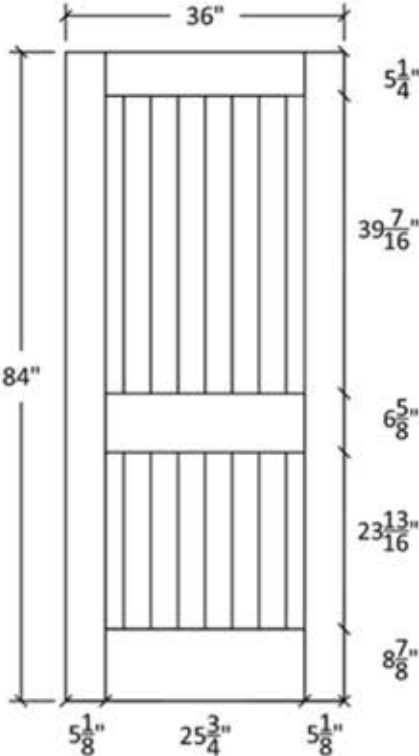
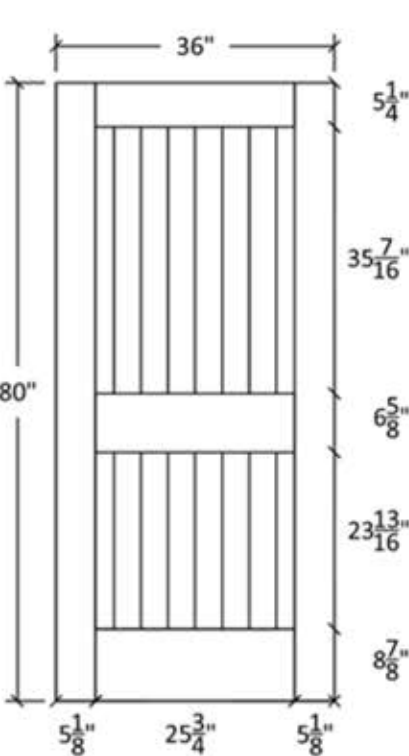
Project Title	Project Number	Project Address	Project Phone	Project E-Mail	Contractor	Sheet Title

REVISED	No.	Date	By	Description

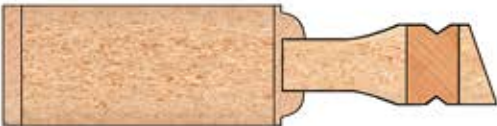
Scale	
Date Issued	
Sheet Number	



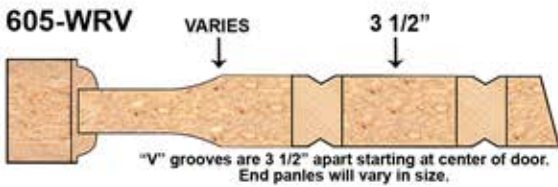
FR-20-RV



Profile:605



605-WRV



Additional door sizes available in Straight, Arch, and Cathedral Doors - Custom drawings per request



DOOR TYPE	MATERIAL DESCRIPTION

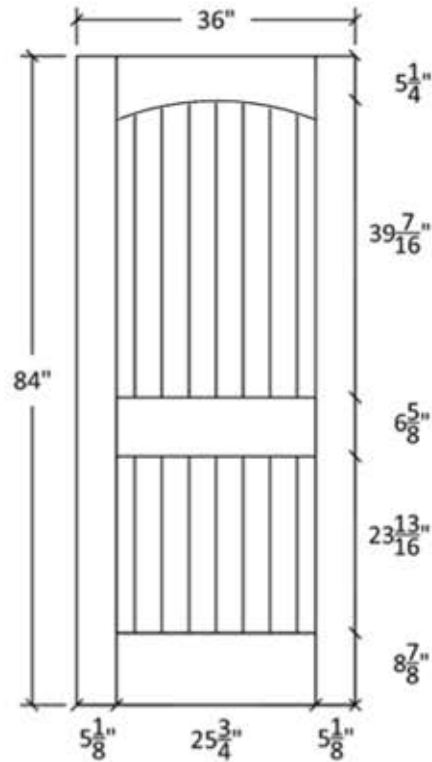
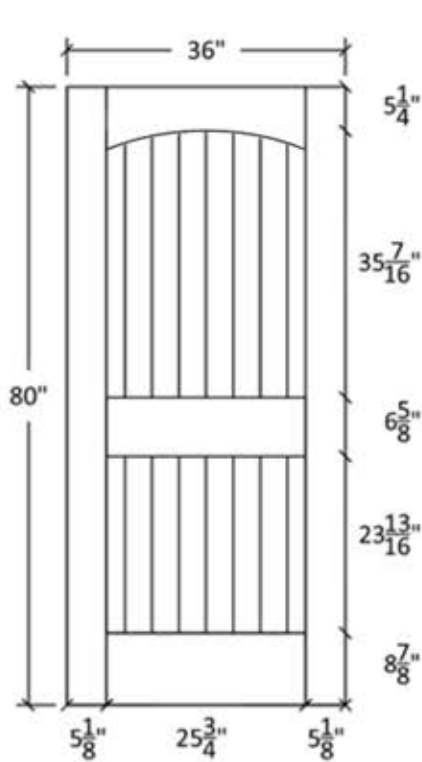
Project Title	Project Title
Project Number	Project Number
Project Address	Project Address
Project Phone	Project Phone
Project E-Mail	Project E-Mail
Contractor	Contractor
Sheet Title	Sheet Title

REVISED	No.	Date	By	Description

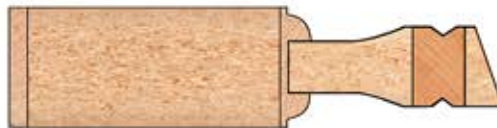
Scale	
Date Issued	
Sheet Number	



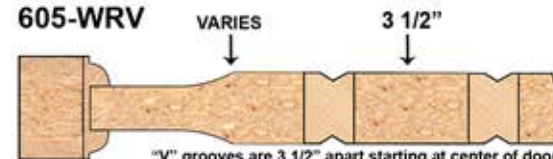
FR-20-RVA



Profile:605



605-WRV



"V" grooves are 3 1/2" apart starting at center of door.
End panes will vary in size.



DOOR TYPE	MATERIAL DESCRIPTION

Project Title	Project Title
Project Number	Project Number
Project Address	Project Address
Project Phone	Project Phone
Project E-Mail	Project E-Mail
Contractor	Contractor
Sheet Title	Sheet Title

REVISIONS			
No.	Date	By	Description
▲			
▲			
▲			
▲			
▲			
▲			
▲			

Scale	
Date Issued	
Sheet Number	