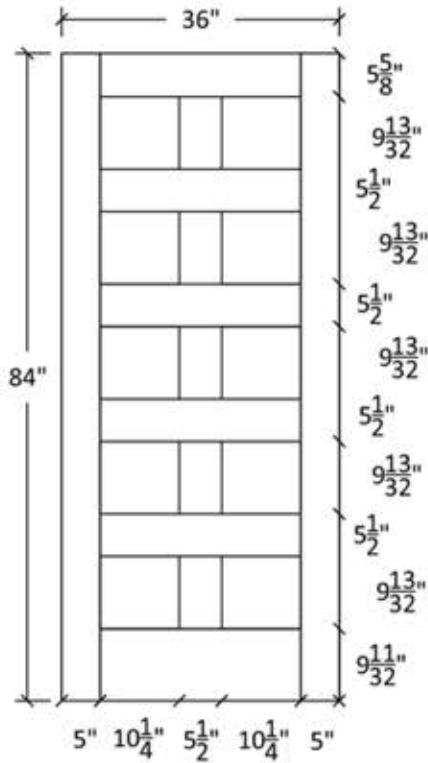


Shaker Flat Panel  
Profile:7309 & 5503



A diagram of a rectangular prism with a trapezoidal cross-section. The prism is shown in a perspective view, with the front face being a rectangle and the top and bottom faces being trapezoids. The trapezoidal cross-section is highlighted in a light blue color.

A diagram showing a large rectangular block with a smaller rectangular block attached to its right side. The smaller block is positioned such that its left edge is flush with the right edge of the larger block, and its top and bottom edges are aligned with the top and bottom edges of the larger block. This represents a simple addition of area.

**Koch Doors**  
Seneca, KS

DOOR TYPE	MATERIAL DESCRIPTION

Project Fee:

Project Title:	
Project Number:	
Project Address:	
Project Phone:	
Project E-Mail:	
Contractor:	
Sheet Title:	

REVISIONS:			
No.	Date:	By:	Description:
1			
2			
3			
4			
5			
6			

Scale

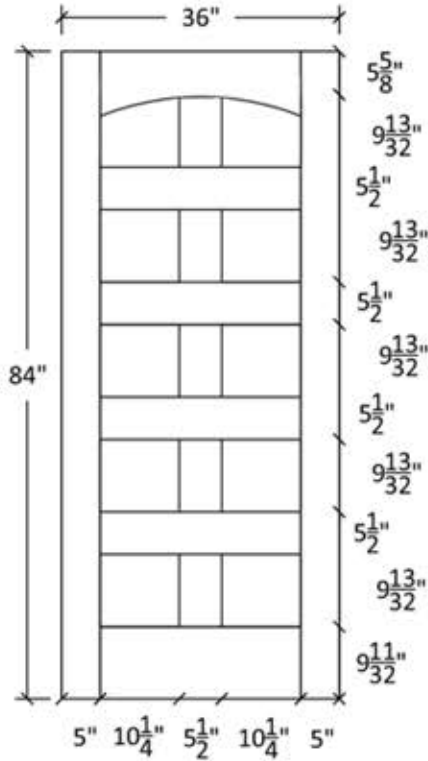
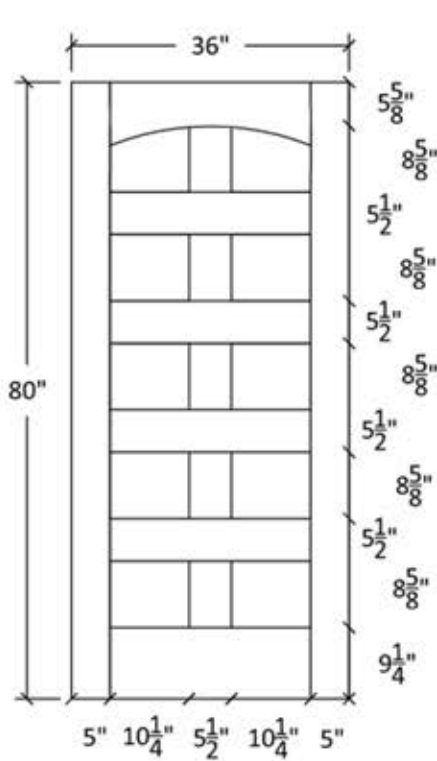
Date issued

Sheet  
Number



# FR-100-A

Shaker Flat Panel  
Profile:7309 & 5503



## Profile:7309



## Profile:5503



Additional door sizes available in Straight, Arch, and Cathedral Doors - Custom drawings per request



DOOR TYPE	MATERIAL DESCRIPTION

Project Title	Project Number	Project Address	Project Phone	Project E-Mail	Contractor	Sheet Title

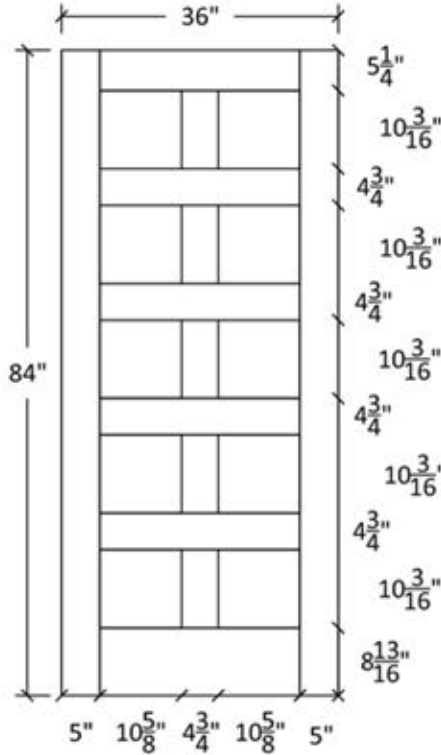
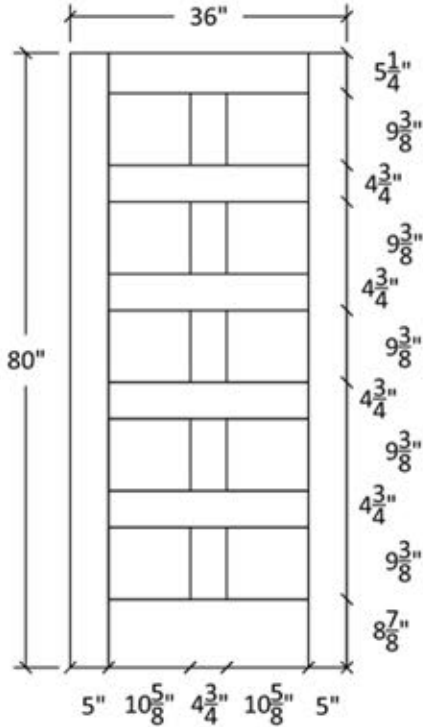
REVISED	No.	Date	By	Description
Δ				
Δ				
Δ				
Δ				
Δ				
Δ				

Scale	
Date Issued	
Sheet Number	



# FR-100

Flat and Raised Wide Panel  
Profile: 605 & 5505



Profile:605



Profile:5505



Profile:605



Additional door sizes available in Straight, Arch, and Cathedral Doors - Custom drawings per request



DOOR TYPE	MATERIAL DESCRIPTION

Project Title: \_\_\_\_\_

Project Number: \_\_\_\_\_

Project Address: \_\_\_\_\_

Project Phone: \_\_\_\_\_

Project E-Mail: \_\_\_\_\_

Contractor: \_\_\_\_\_

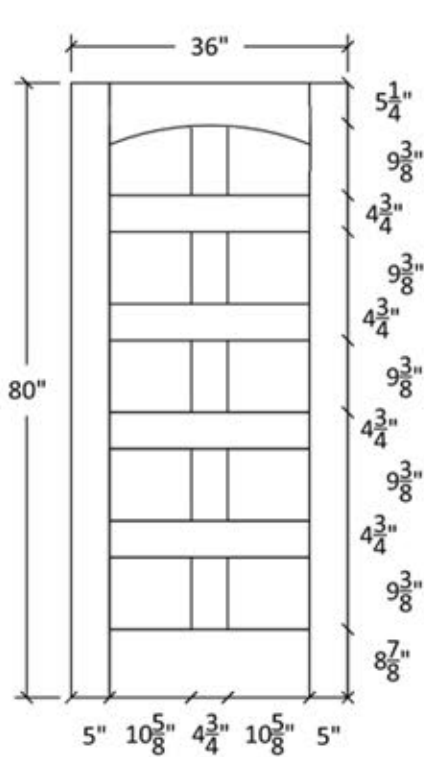
Sheet Title: \_\_\_\_\_

REVISIONS			
No.	Date	By	Description
1			
2			
3			
4			
5			
6			
7			
8			
9			
10			
Scale			
Date Issued			
Sheet Number			



# FR-100-A

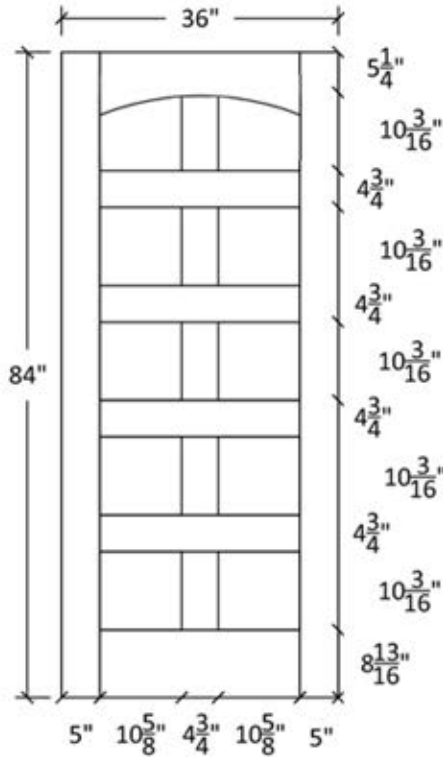
Flat and Raised Wide Panel  
Profile: 605 & 5505



Profile:605



Profile:605



Profile:5505



DOOR TYPE	MATERIAL DESCRIPTION

Project Title	Project Number	Project Address	Project Phone	Project E-Mail	Contractor	Sheet Title

REVISIONS	No.	Date	By	Description

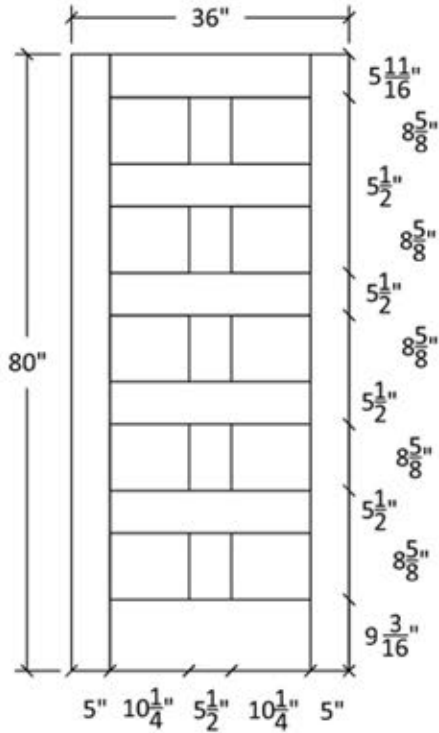
Scale	
Date Issued	
Sheet Number	

Additional door sizes available in Straight, Arch, and Cathedral Doors - Custom drawings per request



# FR-100

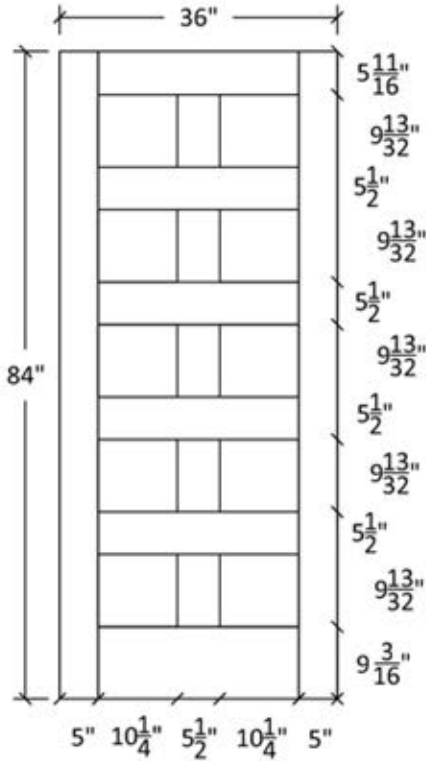
Flat and Raised Wide Panel  
Profile:7935 & 0027



Profile:7935



Profile:7935



Profile:0027



DOOR TYPE	MATERIAL DESCRIPTION

Project Title	Project Number	Project Address	Project Phone	Project E-Mail	Contractor	Sheet Title

REVISIONS	No.	Date	By	Description

Scale	
Date Issued	
Sheet Number	

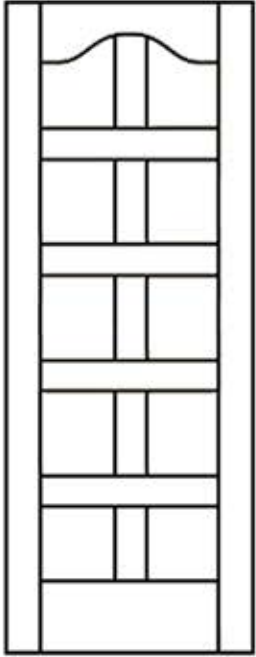






# FR-100-C

Flat and Raised Panel



**Note:**  
Cathedrals are drawn as a representation only.  
Our actual cathedrals are made from templates,  
leaving no method for actual scaled drawings.

**Profile:7935**



**Profile:7935**



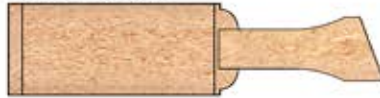
**Profile:0027**



**Profile:605**



**Profile:605**



**Profile:5505**



**Profile:5503**



**Profile:7309**



DOOR TYPE	MATERIAL DESCRIPTION

Project Title: \_\_\_\_\_

Project Number: \_\_\_\_\_

Project Address: \_\_\_\_\_

Project Phone: \_\_\_\_\_

Project E-Mail: \_\_\_\_\_

Contractor: \_\_\_\_\_

Sheet Title: \_\_\_\_\_

REVISED	No.	Date	By	Description
▲				
▲				
▲				
▲				
▲				
▲				

Scale: \_\_\_\_\_

Date Issued: \_\_\_\_\_

Sheet Number: \_\_\_\_\_

Additional door sizes available in Straight, Arch, and Cathedral Doors - Custom drawings per request