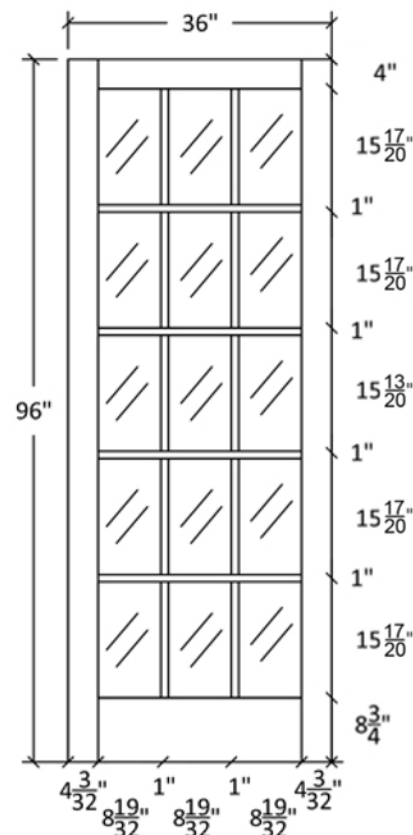
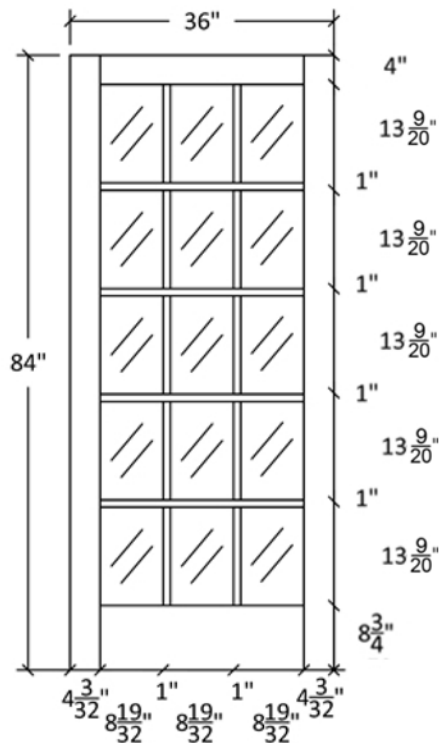
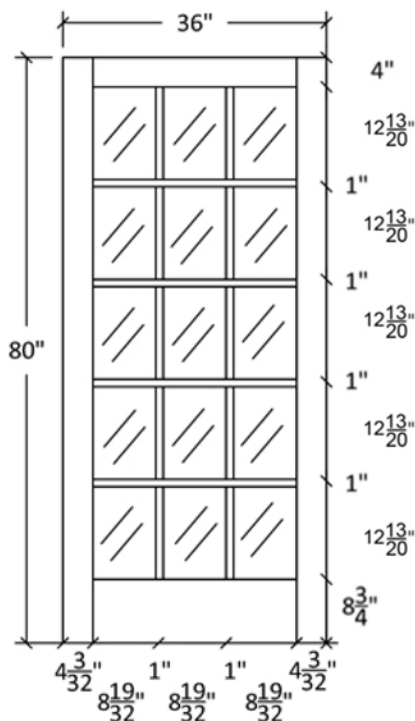


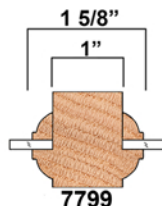


SL-8015

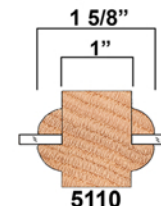
With Wide Mullion



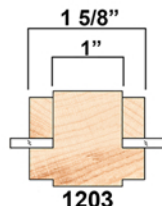
Profile:7799



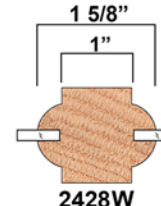
Profile:5110



Profile:1203



Profile:2428



Additional door sizes available in Straight, Arch, and Cathedral Doors - Custom drawings per request



MATERIAL DESCRIPTION

DOOR TYPE

Project Fac

Project Title:
Project Number:
Project Address:
Project Phone:
Project E-Mail:
Contractor:
Sheet Title:

REVISIONS:

No.	Date	By	Description
1			
2			
3			
4			
5			
6			
7			
8			
9			
10			

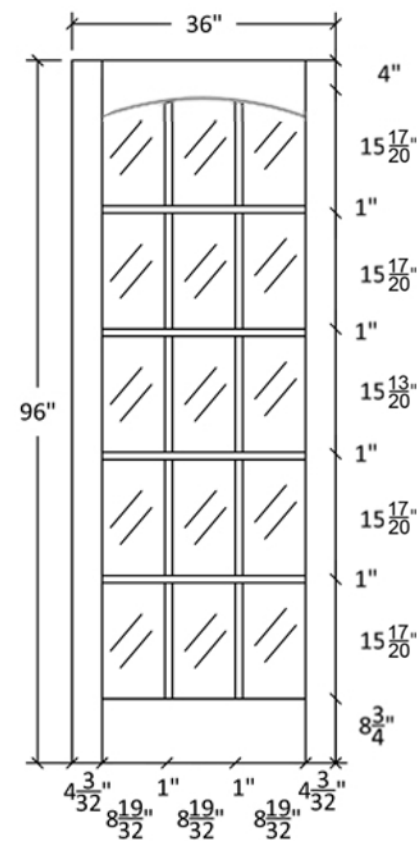
Scale

Date Issued

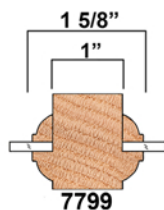
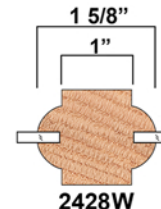
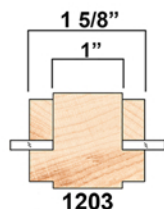
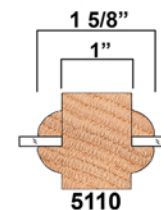
Sheet Number



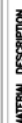
With Wide Mullion



Profile:1203

**Profile:2428**

Additional door sizes available in Straight, Arch, and Cathedral Doors - Custom drawings per request



ADULT TYPE

Project For:

Project Title:

Don't ask. Don't tell.

Project Number:

Project Address:

Project Phone:

Project E-Mail:

Contractor:

REVISIONS:

[illegible]

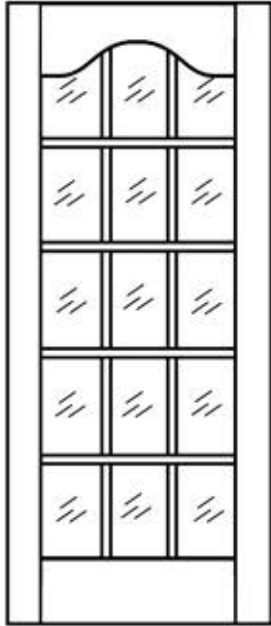
Scale

Date
IssuedSheet
Number



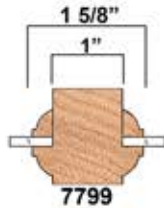
SL-8015-C

With Wide Mullion

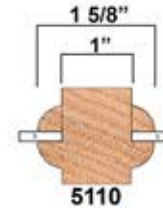


Note:
Cathedrals are drawn as a representation only.
Our actual cathedrals are made from templates,
leaving no method for actual scaled drawings.

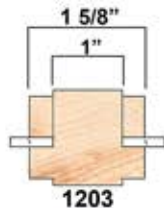
Profile:7799



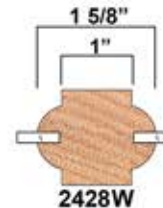
Profile:5110



Profile:1203



Profile:2428



Additional door sizes available in Straight, Arch, and Cathedral Doors - Custom drawings per request



DOOR TYPE	MATERIAL DESCRIPTION

Project Title	Project Title
Project Number	Project Number
Project Address	Project Address
Project Phone	Project Phone
Project E-Mail	Project E-Mail
Contractor	Contractor
Sheet Title	Sheet Title

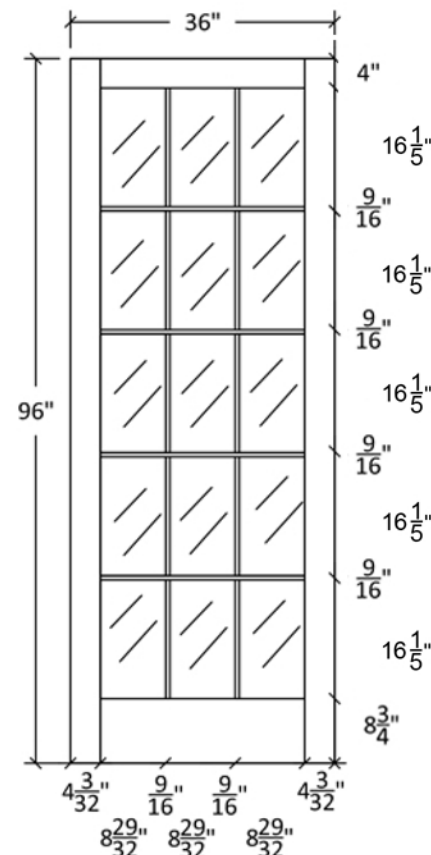
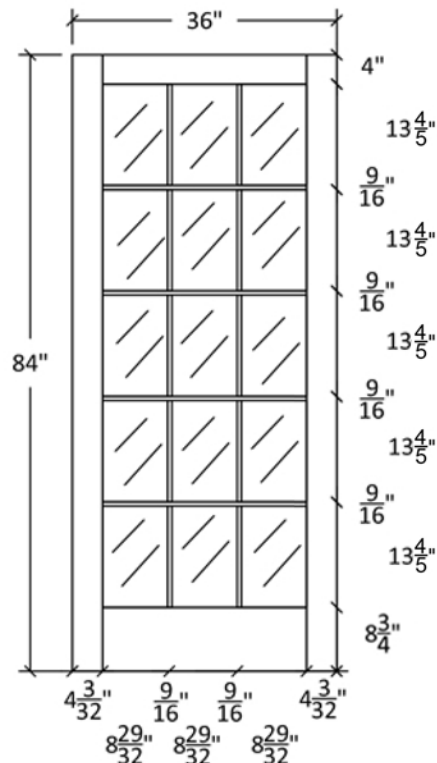
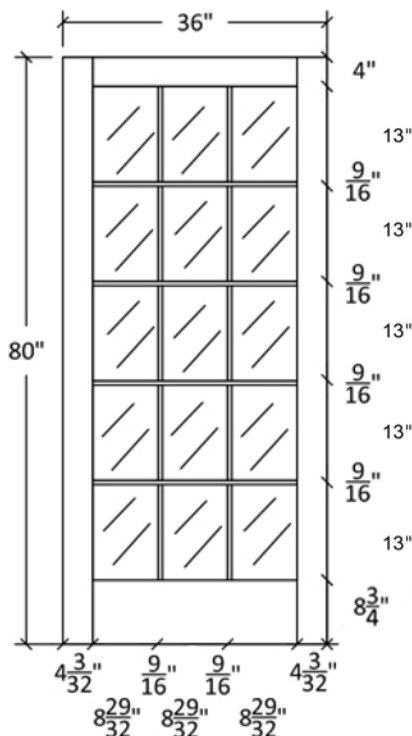
REVISED	No.	Date	By	Description

Scale	
Date Issued	
Sheet Number	

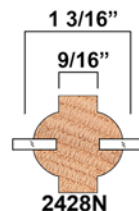


SL-8015

With Narrow Mullion



Profile:2428



MATERIAL DESCRIPTION

DOOR TYPE

Project Fax

Project Title:
Project Number:
Project Address:
Project Phone:
Project E-Mail:
Contractor:
Sheet Title:

REVISIONS:

No.	Date:	By:	Description:
1			
2			
3			
4			
5			
6			
7			
8			
9			
10			

Scale

Date Issued

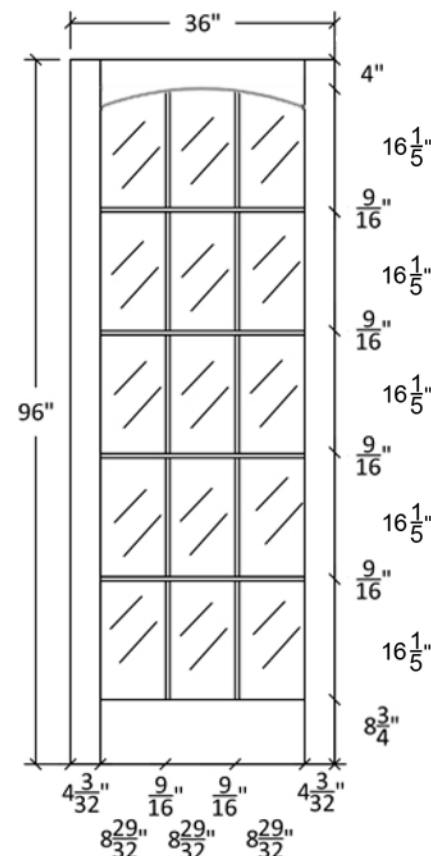
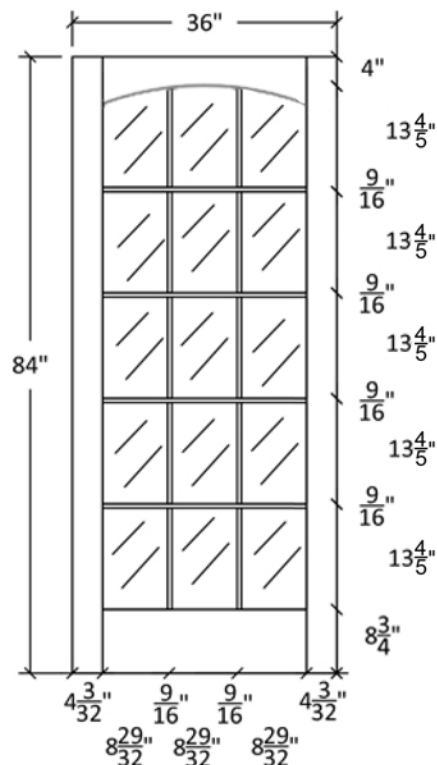
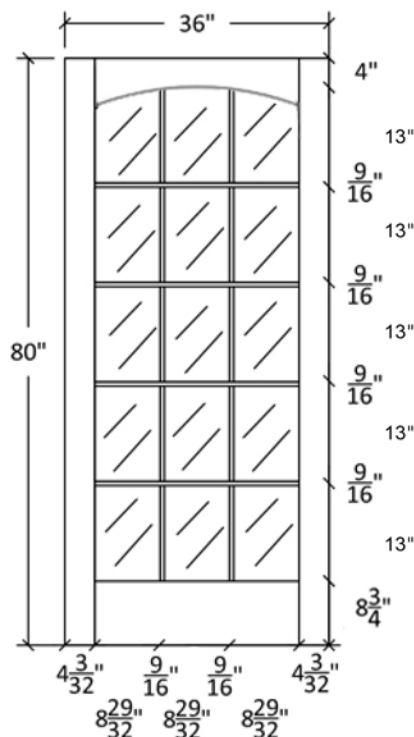
Sheet Number

Additional door sizes available in Straight, Arch, and Cathedral Doors - Custom drawings per request

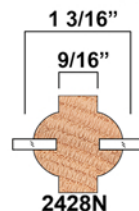


SL-8015-A

With Narrow Mullion



Profile:2428



Additional door sizes available in Straight, Arch, and Cathedral Doors - Custom drawings per request



MATERIAL DESCRIPTION

DOOR TYPE

Project Fax

Project Title:
Project Number:
Project Address:
Project Phone:
Project E-Mail:
Contractor:
Sheet Title:

REVISIONS:

No.	Date:	By:	Description:
1			
2			
3			
4			
5			
6			
7			
8			
9			
10			

Scale


Date Issued

Sheet Number



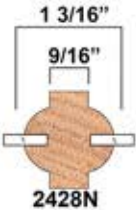
SL-8015-C

With Narrow Mullion



Note:
Cathedrals are drawn as a representation only.
Our actual cathedrals are made from templates,
leaving no method for actual scaled drawings.

Profile:2428



Additional door sizes available in Straight, Arch, and Cathedral Doors - Custom drawings per request



DOOR TYPE	MATERIAL DESCRIPTION

Project Title: _____

Project Number: _____

Project Address: _____

Project Phone: _____

Project E-Mail: _____

Contractor: _____

Sheet Title: _____

REVISIONS			
No.	Date	By	Description
1			
2			
3			
4			
5			
6			
7			
8			
9			
10			

Scale: _____

Date Issued: _____

Sheet Number: _____