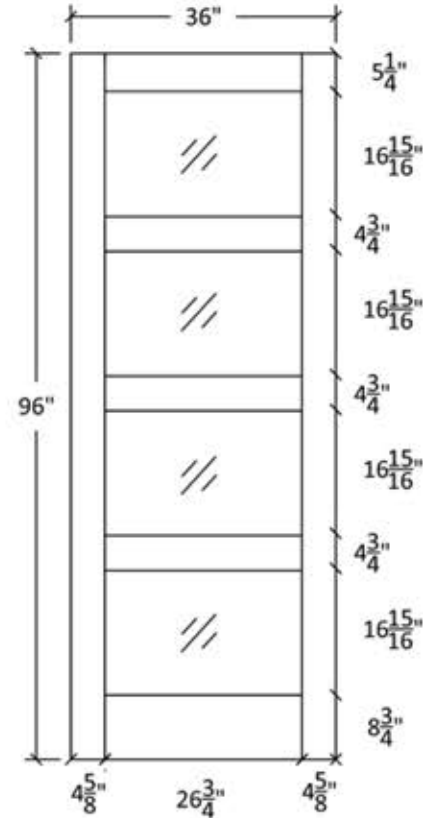
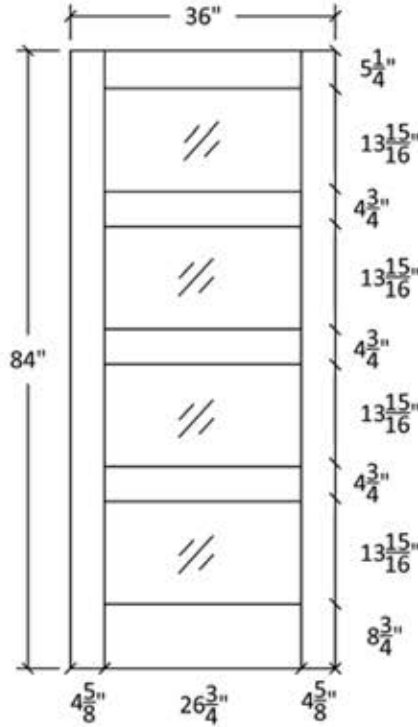
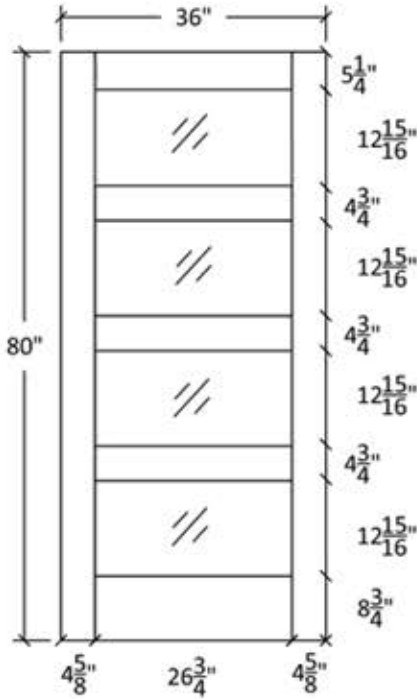




IM-4504



Profile:4316



Profile:321



Profile:4032



Additional door sizes available in Straight, Arch, and Cathedral Doors - Custom drawings per request



DOOR TYPE	MATERIAL DESCRIPTION

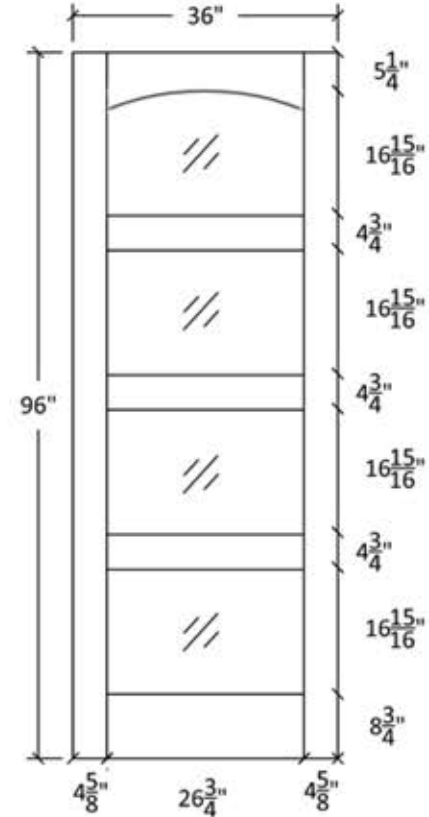
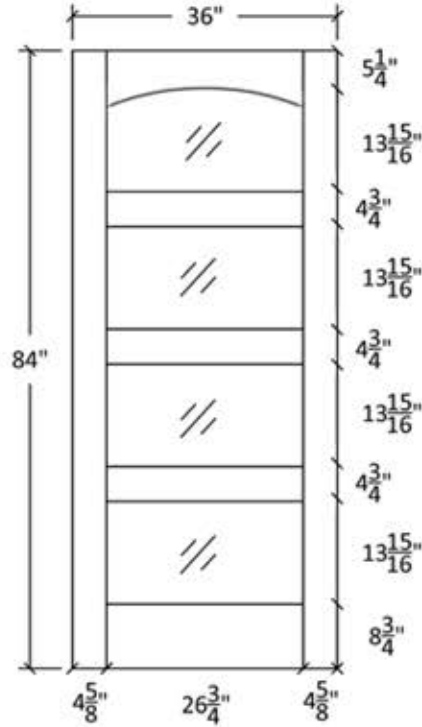
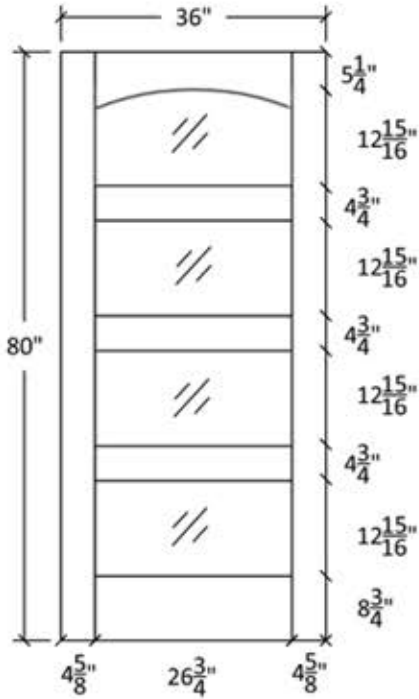
Project Title	Project Number	Project Address	Project Phone	Project E-Mail	Contractor	Sheet Title

REVISED	No.	Date	By	Description

Scale	
Date Issued	
Sheet Number	



IM-4504-A



Profile:4316



Profile:321



Profile:4032



Additional door sizes available in Straight, Arch, and Cathedral Doors - Custom drawings per request



DOOR TYPE	MATERIAL DESCRIPTION


Project Title	Project Number	Project Address	Project Phone	Project E-Mail	Contractor	Sheet Title

REVISIONS	No.	Date	By	Description

Scale	
Date Issued	
Sheet Number	



IM-4504-C



Note:
Cathedrals are drawn as a representation only.
Our actual cathedrals are made from templates,
leaving no method for actual scaled drawings.

Profile:4316



Profile:321



Profile:4032



Additional door sizes available in Straight, Arch, and Cathedral Doors - Custom drawings per request



DOOR TYPE	MATERIAL DESCRIPTION

Project Title: _____

Project Number: _____

Project Address: _____

Project Phone: _____

Project E-Mail: _____

Contractor: _____

Sheet Title: _____

REVISIONS			
No.	Date	By	Description
1			
2			
3			
4			
5			
6			

Scale: _____

Date Issued: _____

Sheet Number: _____