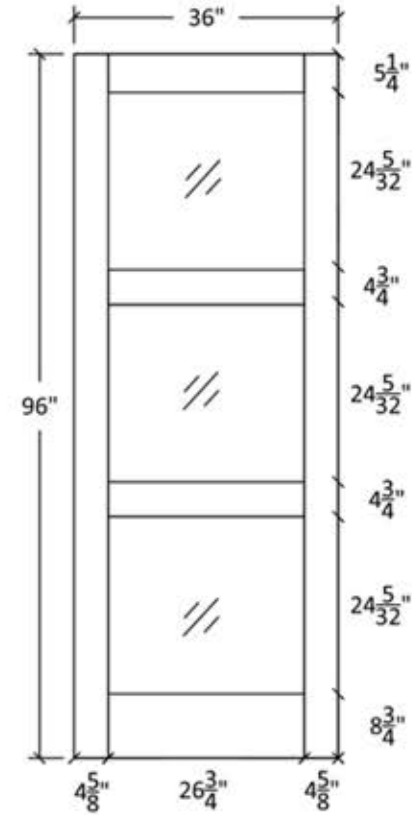
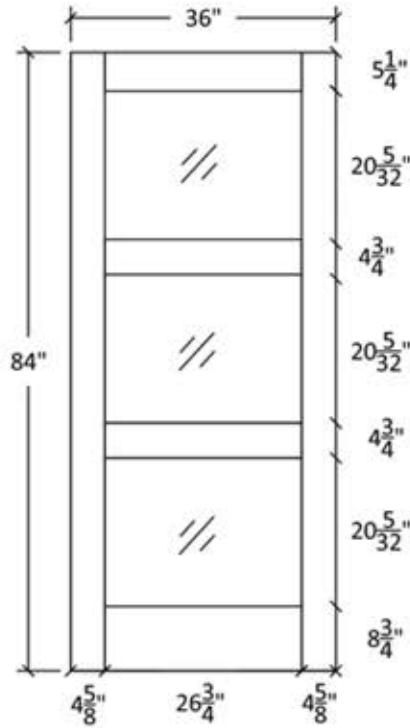
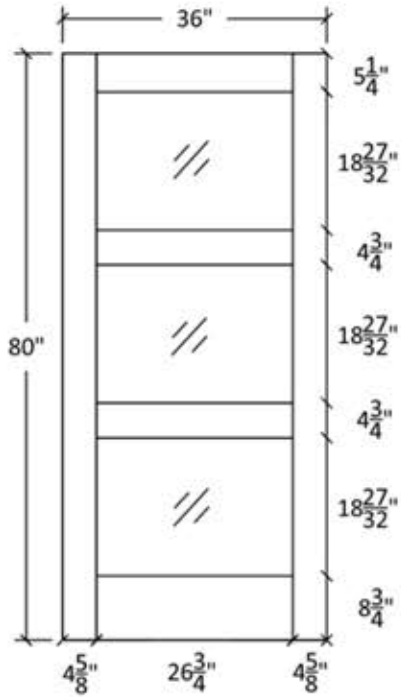




IM-3003



Profile:4316



Profile:321



Profile:4032



Additional door sizes available in Straight, Arch, and Cathedral Doors - Custom drawings per request



DOOR TYPE	MATERIAL DESCRIPTION			

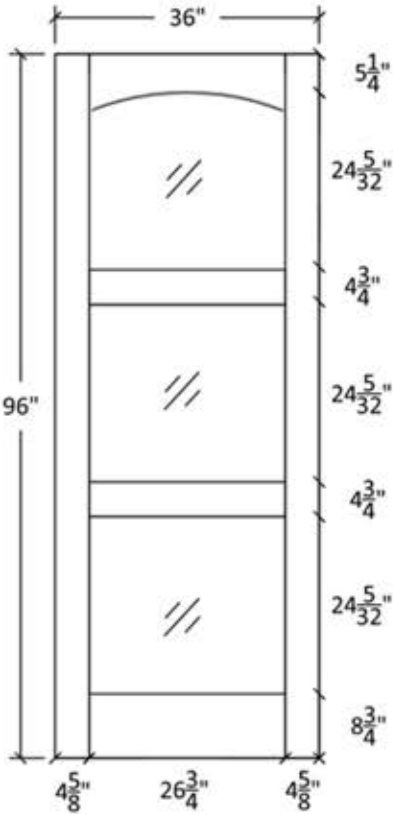
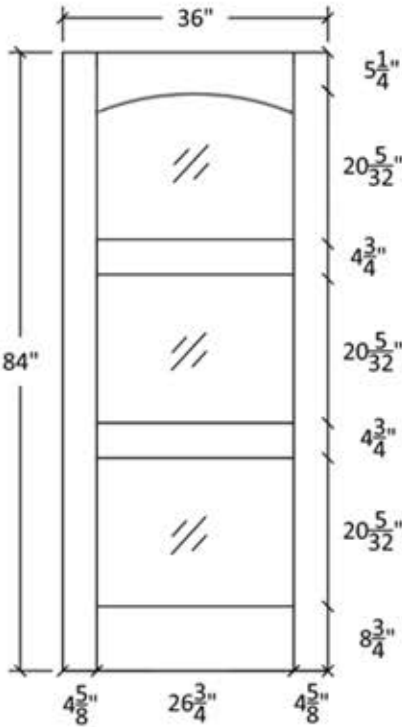
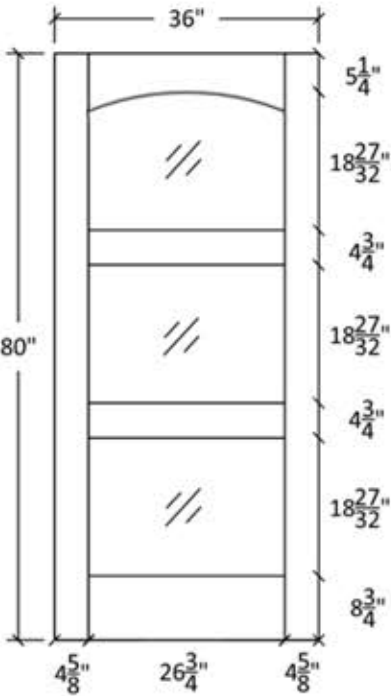
Project Title	Project File	Project Number
Project Address		
Project Phone		
Project E-mail		
Contractor		
Sheet Title		

REVISIONS			
No.	Date	By	Description
1			
2			
3			
4			
5			
6			
7			
8			
9			
10			

Scale	
Date Issued	
Sheet Number	



IM-3003-A



Profile:4316



Profile:321



Profile:4032



Additional door sizes available in Straight, Arch, and Cathedral Doors - Custom drawings per request



DOOR TYPE	MATERIAL DESCRIPTION			

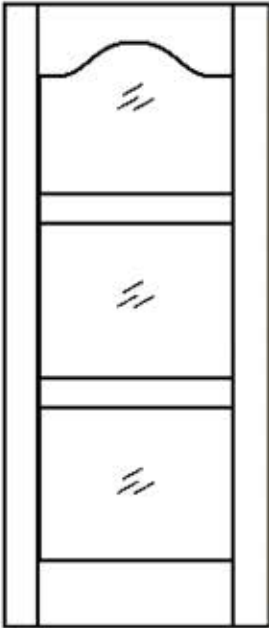
Project Title:	Project Number:	Project Address:	Project Phone:	Project E-mail:	Contractor:	Project Fax:	Sheet Title:
----------------	-----------------	------------------	----------------	-----------------	-------------	--------------	--------------

REVISIONS			
No.	Date	By	Description
1			
2			
3			
4			
5			
6			

Scale	
Date Issued	
Sheet Number	



IM-3003-C



Note:
Cathedrals are drawn as a representation only.
Our actual cathedrals are made from templates,
leaving no method for actual scaled drawings.

Profile:4316



Profile:321



Profile:4032



Additional door sizes available in Straight, Arch, and Cathedral Doors - Custom drawings per request



DOOR TYPE	MATERIAL DESCRIPTION

Project Title	Project Title
Project Number	Project Number
Project Address	Project Address
Project Phone	Project Phone
Project E-Mail	Project E-Mail
Contractor	Contractor
Sheet Title	Sheet Title

REVISED	No.	Date	By	Description

Scale	
Date Issued	
Sheet Number	