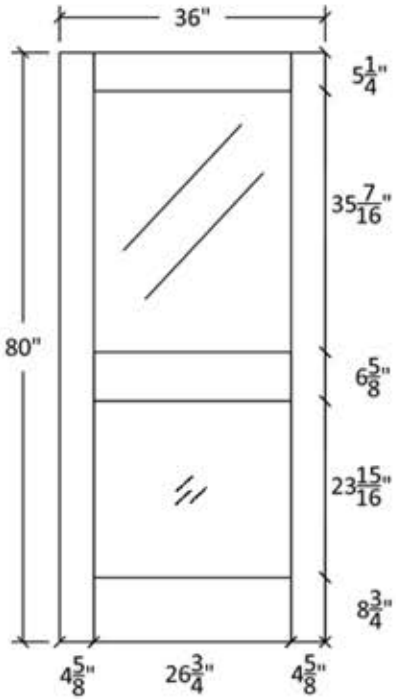




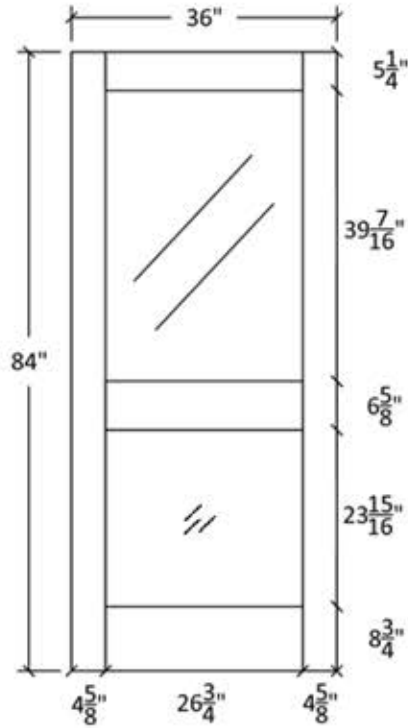
# IM-2002



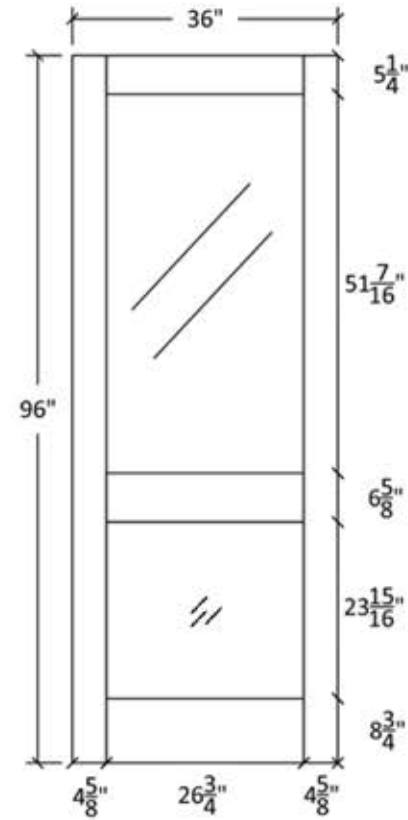
**Profile:4316**



**Profile:4032**



**Profile:321**



DOOR TYPE	MATERIAL DESCRIPTION

Project Title: \_\_\_\_\_

Project Number: \_\_\_\_\_

Project Address: \_\_\_\_\_

Project Phone: \_\_\_\_\_

Project E-Mail: \_\_\_\_\_

Contractor: \_\_\_\_\_

Sheet Title: \_\_\_\_\_

REVISED	No.	Date	By	Description

Scale: \_\_\_\_\_

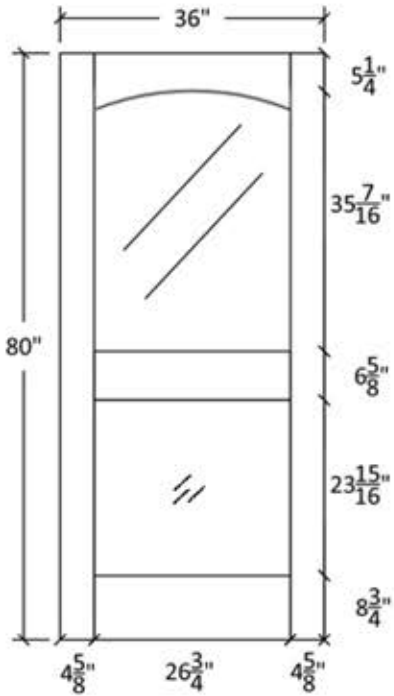
Date Issued: \_\_\_\_\_

Sheet Number: \_\_\_\_\_

Additional door sizes available in Straight, Arch, and Cathedral Doors - Custom drawings per request



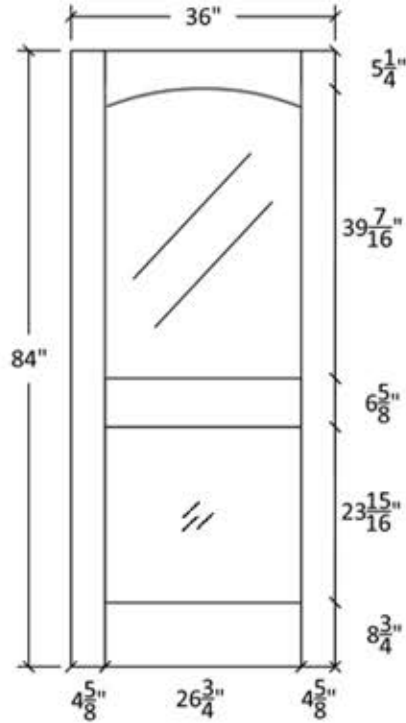
# IM-2002-A



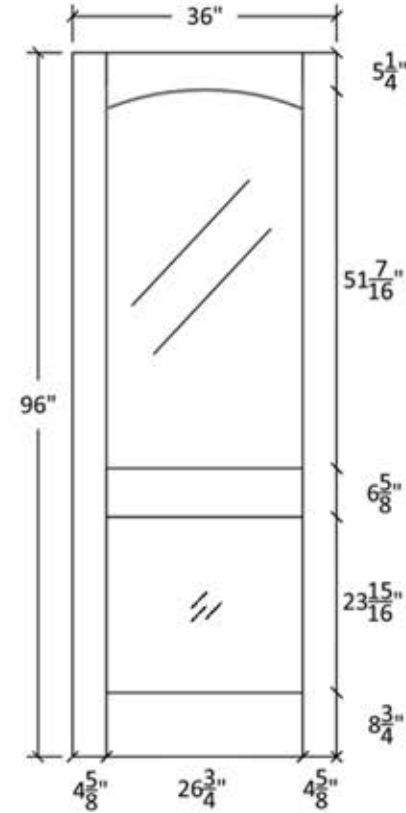
**Profile:4316**



**Profile:4032**



**Profile:321**



DOOR TYPE	MATERIAL DESCRIPTION			

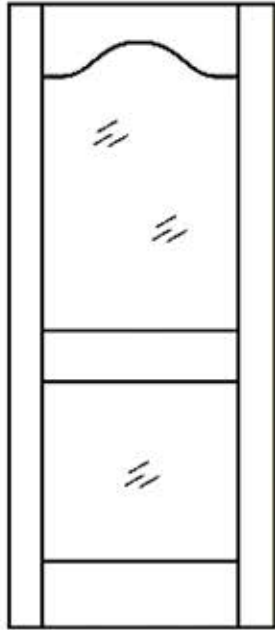
Project Title		Project Number		Project Address		Project Phone		Project E-mail		Contractor		Sheet Title	

Scale		Date Issued		Sheet Number	

Additional door sizes available in Straight, Arch, and Cathedral Doors - Custom drawings per request



# IM-2002-C



**Note:**  
Cathedrals are drawn as a representation only.  
Our actual cathedrals are made from templates,  
leaving no method for actual scaled drawings.

## Profile:4316



## Profile:4032



## Profile:321



Additional door sizes available in Straight, Arch, and Cathedral Doors - Custom drawings per request



DOOR TYPE	MATERIAL DESCRIPTION

Project Title	Project Title
Project Number	Project Number
Project Address	Project Address
Project Phone	Project Phone
Project E-Mail	Project E-Mail
Contractor	Contractor
Sheet Title	Sheet Title

REVISED	No.	Date	By	Description

Scale	
Date Issued	
Sheet Number	