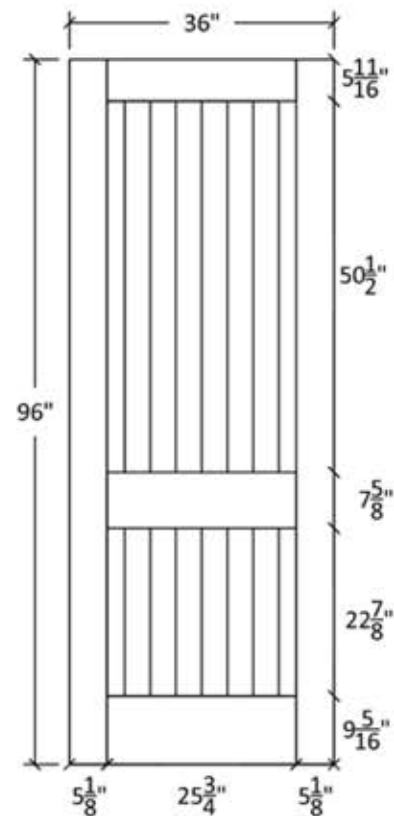
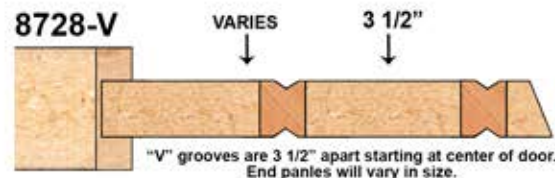


Profile: 8728



A cross-sectional diagram of a wood joint. On the left is a large rectangular block of wood. To its right, a dovetail pin is inserted into a slot. The pin has a wider rectangular head on the left and tapers to a point on the right. A dovetail wedge, which is wider at the point and tapers to a rectangular head on the left, is driven into the narrow tail of the pin from the right, locking the joint together.



"V" grooves are 3 1/2" apart starting at center of door.
End panes will vary in size.



Made in the USA

Additional door sizes available in Straight, Arch, and Cathedral Doors - Custom drawings per request



DOOR TYPE	NATIONAL DESCRIPTION

Product Form:

Project Title:	
Project Number:	
Project Address:	
Project Phone:	
Project E-Mail:	
Contractor:	
Sheet Title:	

REVISIONS

[illegible]

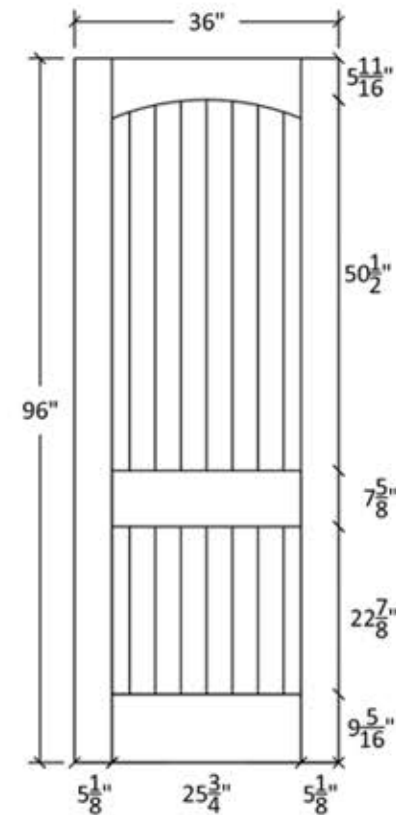
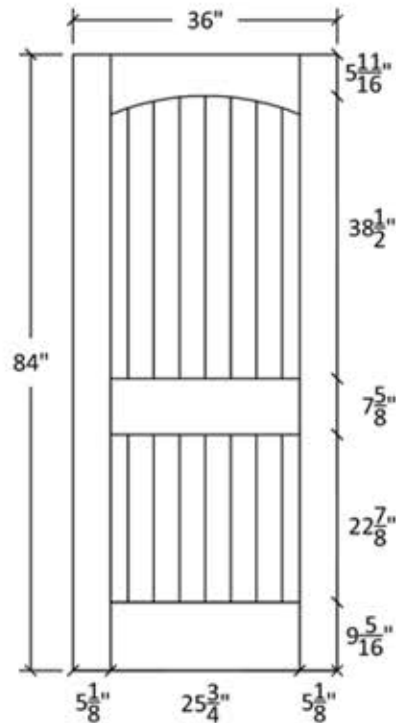
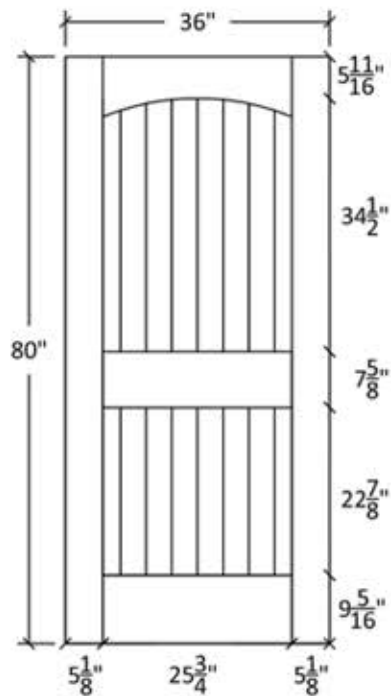
Scale

Date issued

Sheet
Number

IM-20-VA

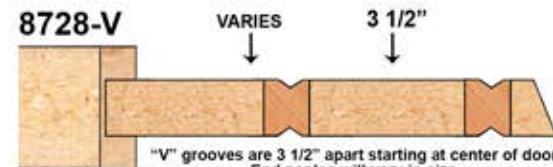
Profile: 8728



Profile:8728



8728-V



"V" grooves are 3 1/2" apart starting at center of door.
End panies will vary in size.

Additional door sizes available in Straight, Arch, and Cathedral Doors - Custom drawings per request



Made in the USA



MATERIAL DESCRIPTION

DOOR TYPE

Project Title

Project Title
Project Number
Project Address
Project Phone
Project E-Mail
Contractor
Sheet Title

REVISIONS

No.	Date	By	Description

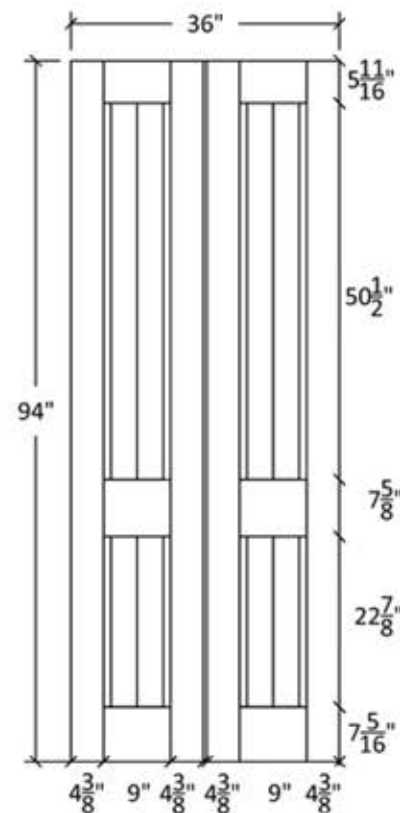
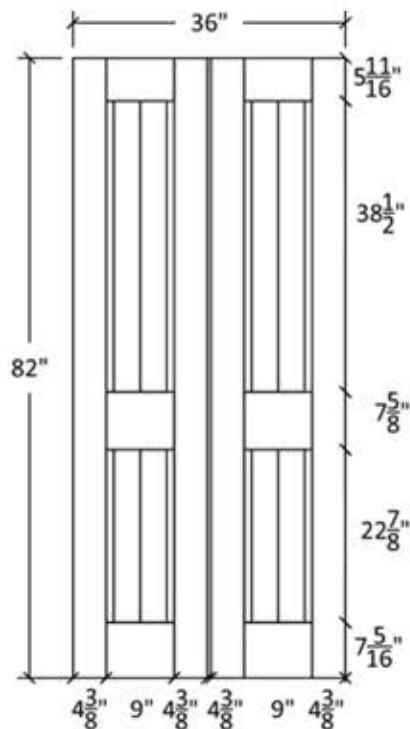
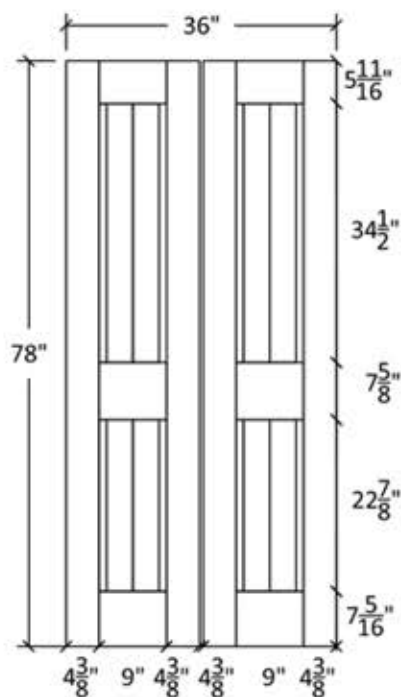
Scale

Date Issued

Sheet Number

IM-20-V-BF

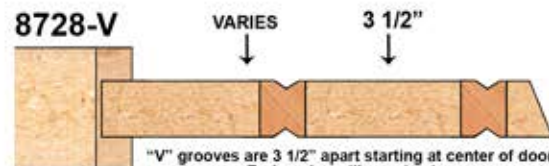
Profile: 8728



Profile:8728



8728-V



"V" grooves are 3 1/2" apart starting at center of door.
End panies will vary in size.

Additional door sizes available in Straight, Arch, and Cathedral Doors - Custom drawings per request



Made in the USA



MATERIAL DESCRIPTION

DOOR TYPE

Project Title

Project Title
Project Number
Project Address
Project Phone
Project E-Mail
Contractor
Sheet Title

REVISIONS

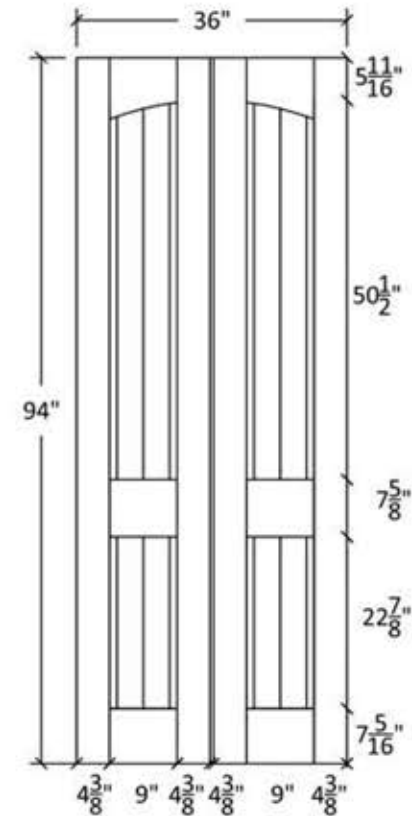
No.	Date	By	Description

Scale

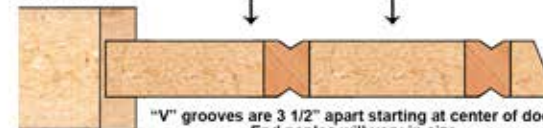
Date Issued

Sheet Number

Profile: 8728



A cross-sectional diagram of a wood joint. On the left is a large rectangular block of wood. To its right, a dovetail pin is inserted into a slot. The pin has a wider rectangular head on the left and tapers to a point on the right. A wooden wedge is driven into the narrow end of the pin, securing it in place.



"V" grooves are 3 1/2" apart starting at center of door.
End panes will vary in size.



Additional door sizes available in Straight, Arch, and Cathedral Doors - Custom drawings per request



DOOR TYPE	MATERIAL DESCRIPTION

Project Force

Project Title:	
Project Number:	
Project Address:	
Project Phone:	
Project E-Mail:	
Contractor:	
Sheet Title:	

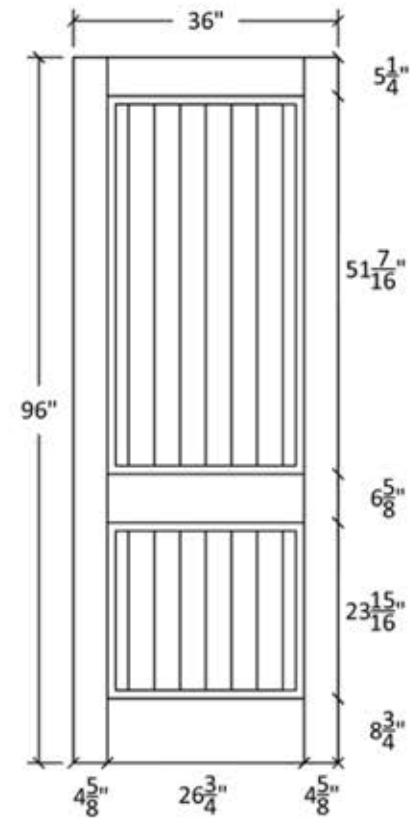
REVISIONS:			
No.	Date:	By:	Description:
1			
2			
3			
4			
5			
6			

Scale

Date issued

Sheet
Number

Profile: 2681 and 7105



7105-RV

VARIABLES

3 1/2"

"V" grooves are 3 1/2" apart starting at center of door.
End panels will vary in size.



Additional door sizes available in Straight, Arch, and Cathedral Doors - Custom drawings per request

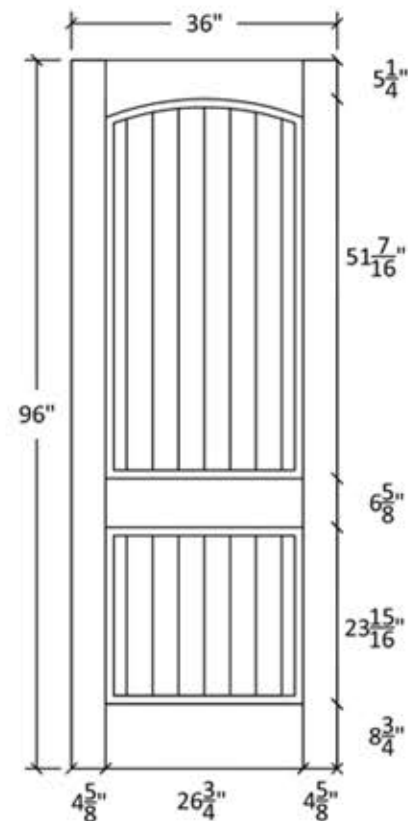
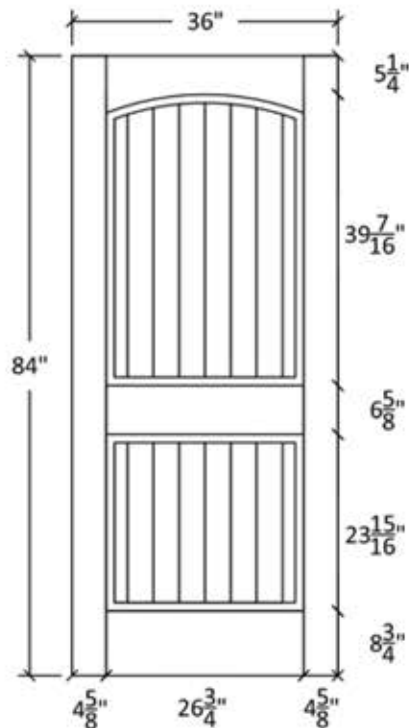
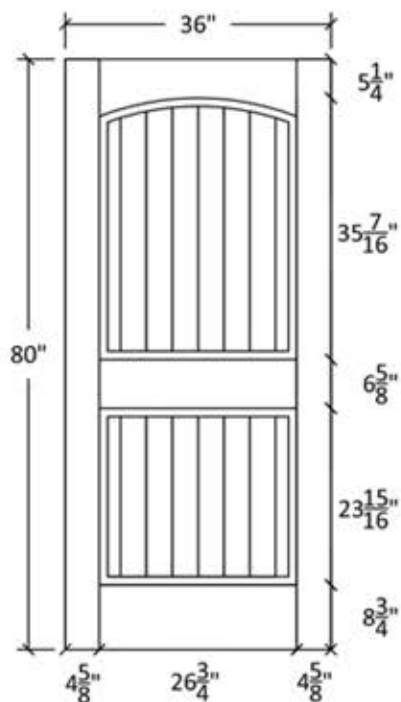
[illegible]

Project. For:

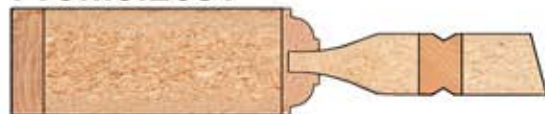
Project Title	Project Number	Project Address	Project Phone	Project E-Mail	Contractor	Sheet Title
REVISIONS:						
No.	Date	By	Description			
						
						
						
						
						
Scale						
Date Issued						
Sheet Number						

IM-20-RVA

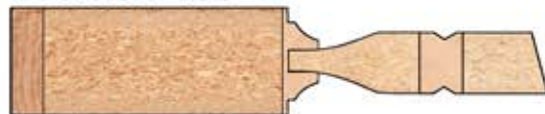
Profile: 2681 and 7105



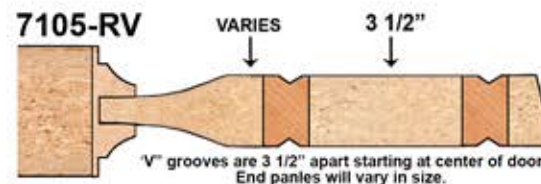
Profile:2681



Profile:7105



7105-RV



Additional door sizes available in Straight, Arch, and Cathedral Doors - Custom drawings per request



Made in the USA



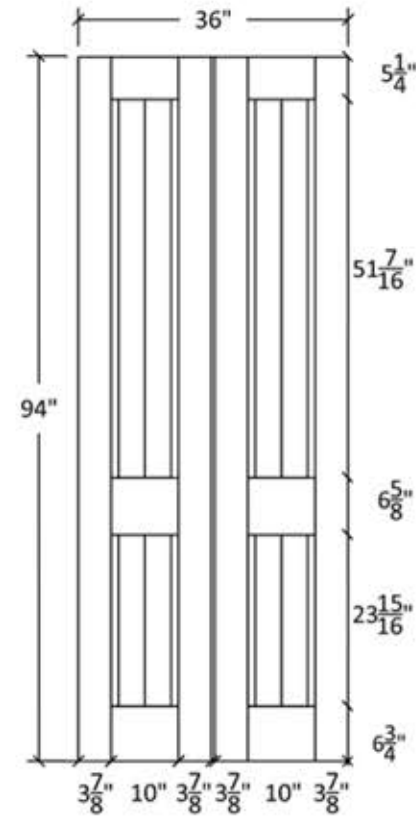
DOOR TYPE	MATERIAL DESCRIPTION

Project Title	Project Number	Project Address	Project Phone	Project E-Mail	Contractor	Sheet Title

REVISIONS	No.	Date	By	Description

Scale	
Date Issued	
Sheet Number	

Profile: 2681 and 7105



"V" grooves are 3 1/2" apart starting at center of door.
End panels will vary in size.



Additional door sizes available in Straight, Arch, and Cathedral Doors - Custom drawings per request



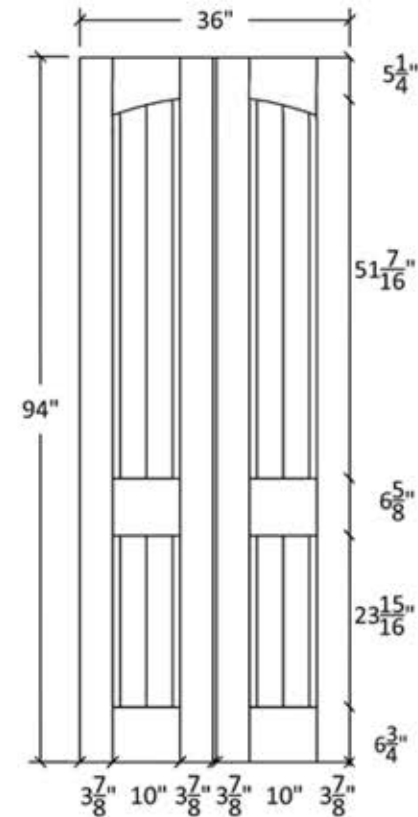
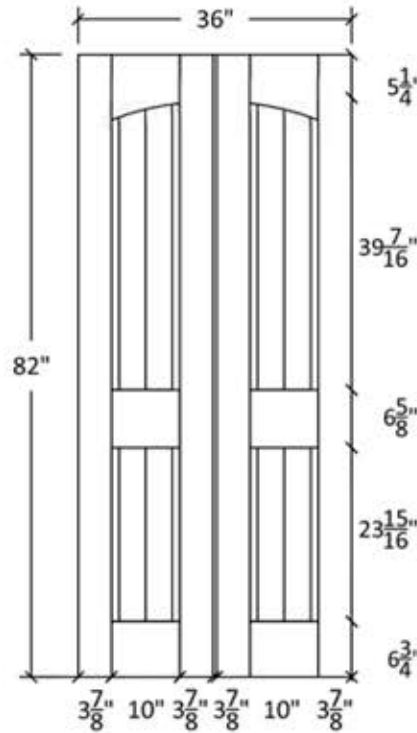
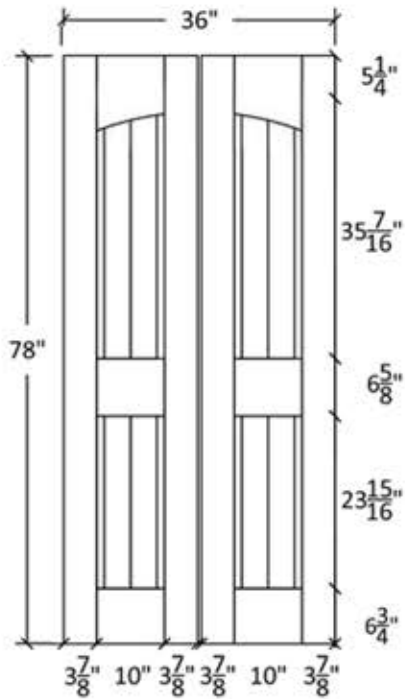
DOOR TYPE	NATIONAL DESCRIPTION

Project Fee:

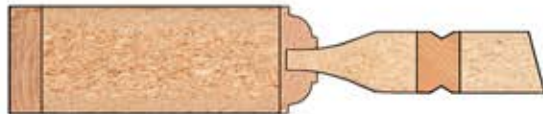
Project Title	Project Number	Project Address	Project Phone	Project E-mail	Contractor	Sheet Title
REVISIONS						
No.	Date	By	Description			
						
						
						
						
						
Scale						
Date Issued						
Sheet Number						

IM-20-RVA-BF

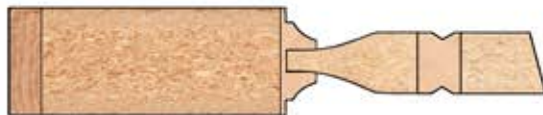
Profile: 2681 and 7105



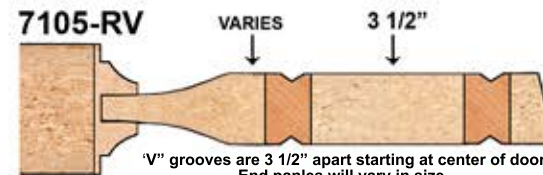
Profile:2681



Profile:7105



7105-RV



'V' grooves are 3 1/2" apart starting at center of door.
End panes will vary in size.

Additional door sizes available in Straight, Arch, and Cathedral Doors - Custom drawings per request



Made in the USA



DOOR TYPE	MATERIAL DESCRIPTION

Project Title	Project Number	Project Address	Project Phone	Project E-Mail	Contractor	Sheet Title

REVISED	No.	Date	By	Description

Scale	
Date Issued	
Sheet Number	